

## Product datasheet for CR562650

### Tissue Total RNA, Skin

#### Product data:

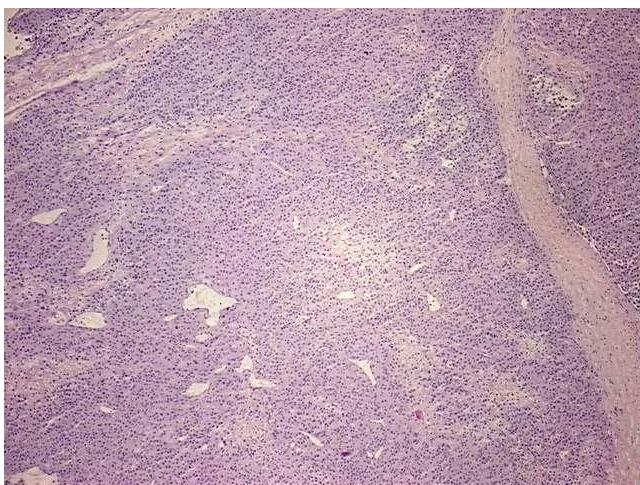
Product Type:	Total RNA
Disease State:	Cancer
Diagnosis Category:	Melanoma
Tissue:	Skin
Frozen Sample ID:	FR00005725
Case ID:	CU0000001521
Prep:	1
Vial ID:	RN00003CE7
Tissue of Origin:	Skin
Site of Finding:	Lymph node
Appearance:	Tumor
Sample Diagnosis (from Pathology Verification):	Malignant melanoma, metastatic
Normal:	5%
Lesional:	0%
Tumor:	90%
Tumor Hypo/Acellular Stroma:	0%
Tumor Hypercellular Stroma:	0%
Necrosis:	5%
Bioanalyzer Ratio (28S/18S):	1.19
CASE Diagnosis (from medical center path report):	Malignant melanoma, metastatic
Age:	61



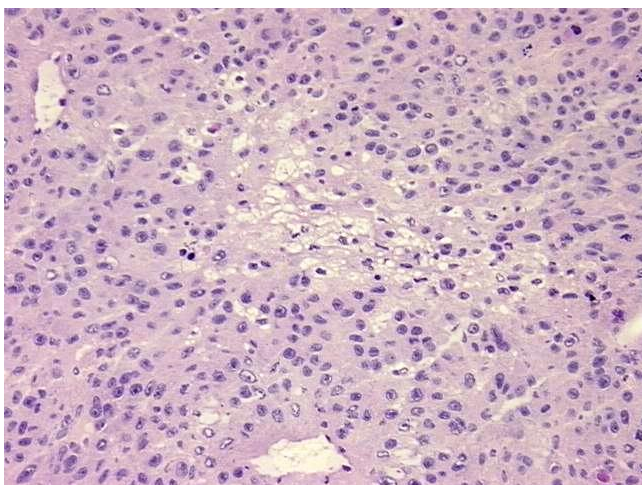
[View online »](#)

Gender:	Male
Tumor Grade:	Not Reported
Minimum Stage Grouping:	IIIB
T (Extent of Primary Tumor):	TX
N (Lymph node metastasis):	N2b
M (Distant metastasis):	MX
Diagnostic Test Results:	Cytokeratins (5 and 6) ~ CK5,6 ! by IHC,Negative; MART-1 ~ Melanoma Marker ~ Melan-A,Positive; Vimentin ~ VIM ! by IHC,Positive; S100 protein,Positive
Storage:	Store tissue total RNA at -80°C.
Stability:	These products are stable for one year from date of shipping when stored at -80°C without repeated freeze/thaws.

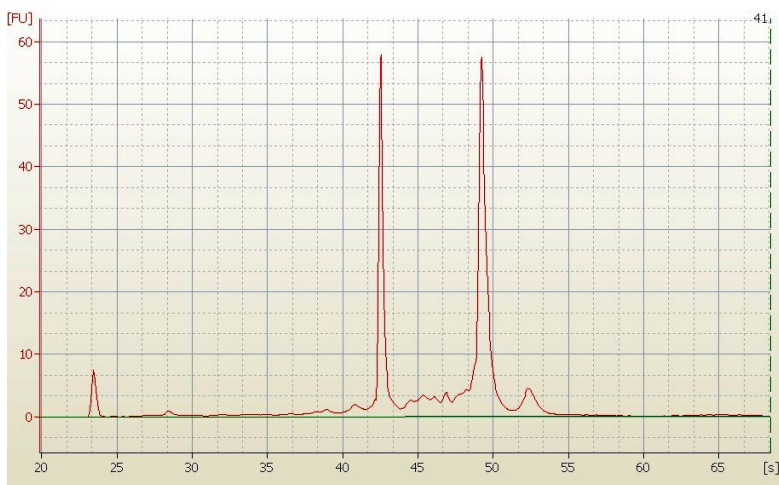
### Product images:



4x Image



20x Image



RNA Electropherogram Image



RNA RT-PCR Image