

Product datasheet for CR562645

Tissue Total RNA, Skin

Product data:

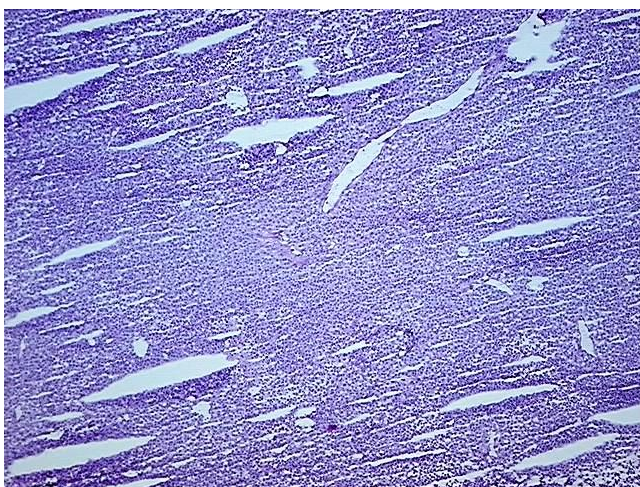
| | |
|---|------------------------------------|
| Product Type: | Total RNA |
| Disease State: | Cancer |
| Diagnosis Category: | Melanoma |
| Tissue: | Skin |
| Frozen Sample ID: | FR00005AA0 |
| Case ID: | CU00000001547 |
| Prep: | 2 |
| Vial ID: | RN00003CF7 |
| Tissue of Origin: | Skin |
| Site of Finding: | Groin |
| Appearance: | Tumor |
| Sample Diagnosis (from Pathology Verification): | Malignant melanoma, metastatic |
| Normal: | 0% |
| Lesional: | 0% |
| Tumor: | 98% |
| Tumor Hypo/Acellular Stroma: | 0% |
| Tumor Hypercellular Stroma: | 1% |
| Necrosis: | 1% |
| Pathology Verification notes from H&E review: | Metastasis in soft tissue of groin |
| Bioanalyzer Ratio (28S/18S): | 1.85 |



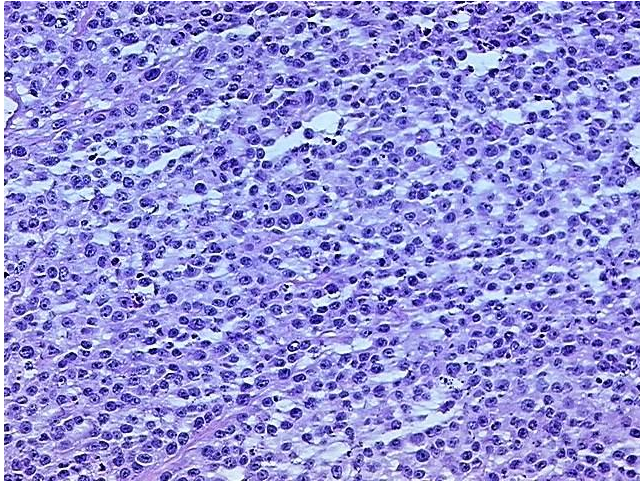
[View online »](#)

| | |
|---|--|
| CASE Diagnosis (from medical center path report): | Malignant melanoma, metastatic |
| Age: | 41 |
| Gender: | Male |
| Tumor Grade: | Not Reported |
| Minimum Stage Grouping: | IV |
| T (Extent of Primary Tumor): | TX |
| N (Lymph node metastasis): | NX |
| M (Distant metastasis): | M1a |
| Storage: | Store tissue total RNA at -80°C. |
| Stability: | These products are stable for one year from date of shipping when stored at -80°C without repeated freeze/thaws. |

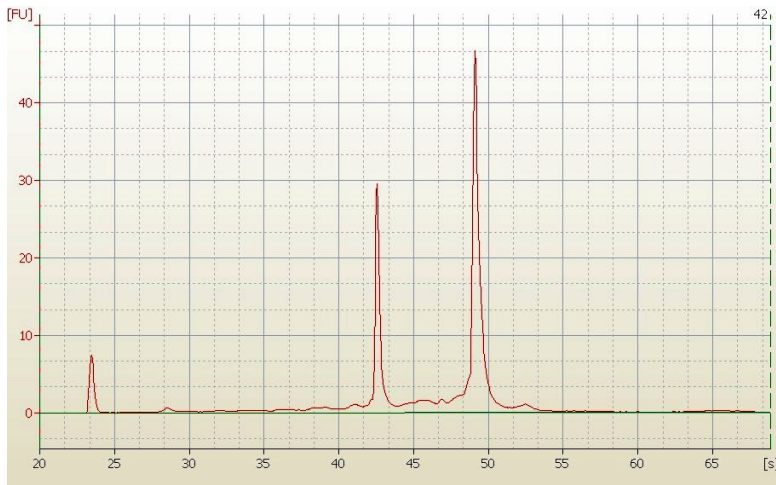
Product images:



4x Image



20x Image



RNA Electropherogram Image



RNA RT-PCR Image