

## Product datasheet for CR562431

### Tissue Total RNA, Skin

#### Product data:

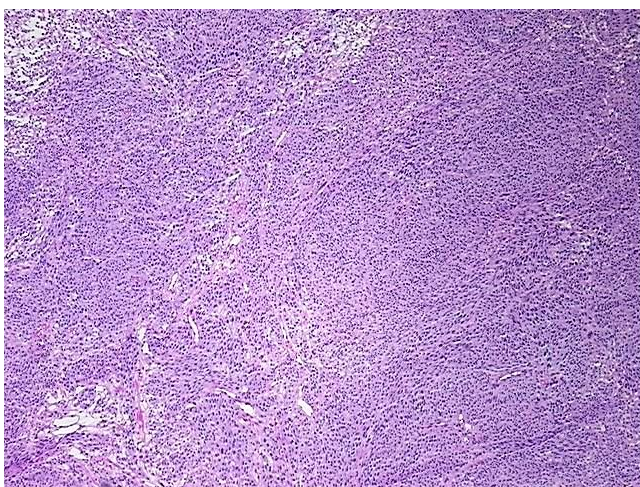
Product Type:	Total RNA
Disease State:	Cancer
Diagnosis Category:	Melanoma
Tissue:	Skin
Frozen Sample ID:	FR0003F6F7
Case ID:	CI0000018560
Prep:	1
Vial ID:	RN00002ACB
Tissue of Origin:	Skin
Site of Finding:	Lung
Appearance:	Tumor
Sample Diagnosis (from Pathology Verification):	Malignant melanoma, metastatic
Normal:	10%
Lesional:	0%
Tumor:	80%
Tumor Hypo/Acellular Stroma:	10%
Tumor Hypercellular Stroma:	0%
Necrosis:	0%
Bioanalyzer Ratio (28S/18S):	1.47
CASE Diagnosis (from medical center path report):	Malignant melanoma, metastatic
Age:	58



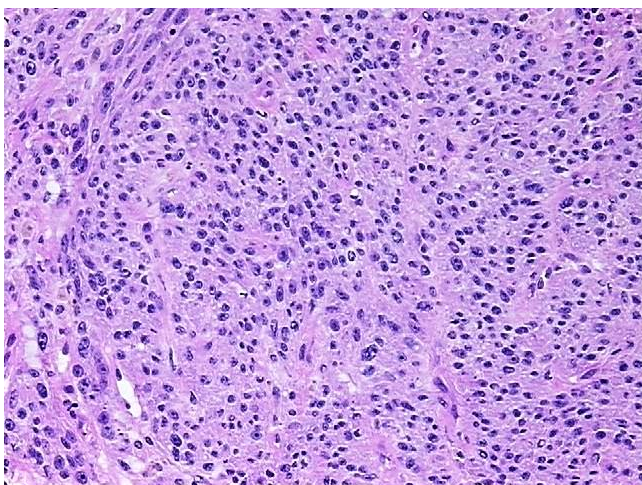
[View online »](#)

Gender:	Male
Race:	White or Caucasian
Tumor Grade:	Not Reported
Minimum Stage Grouping:	IV
T (Extent of Primary Tumor):	TX
N (Lymph node metastasis):	NX
M (Distant metastasis):	M1
Diagnostic Test Results:	Cytokeratin (Pan) ~ Keratin, Pan ! by IHC,Negative; S100 protein,Positive; Synaptophysin ~ SYN ! by IHC,Negative; HMB45 melanoma antigen ~ GP100 ! by IHC,Positive; Chromogranin A ~ Parathyroid secretory protein 1 ! by IHC,Negative
Storage:	Store tissue total RNA at -80°C.
Stability:	These products are stable for one year from date of shipping when stored at -80°C without repeated freeze/thaws.

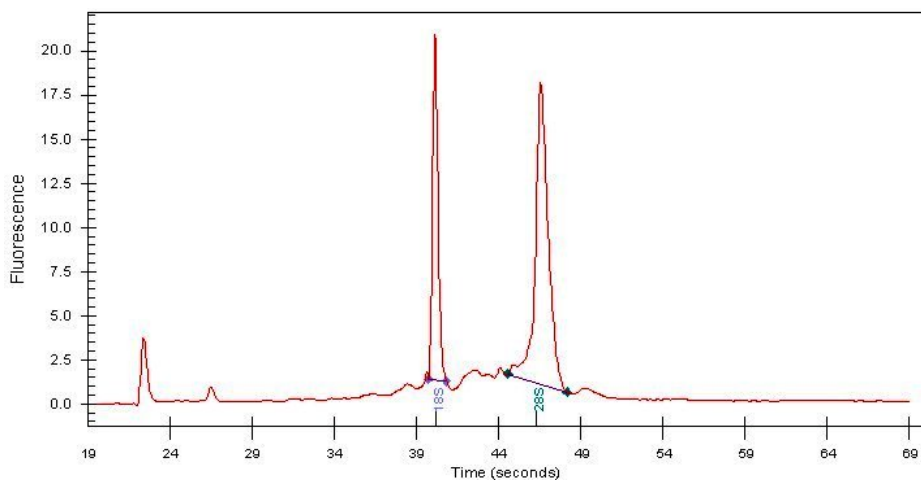
### Product images:




4x Image



20x Image



RNA Electropherogram Image



RNA RT-PCR Image