

## Product datasheet for CR562252

### Tissue Total RNA, Skin

#### Product data:

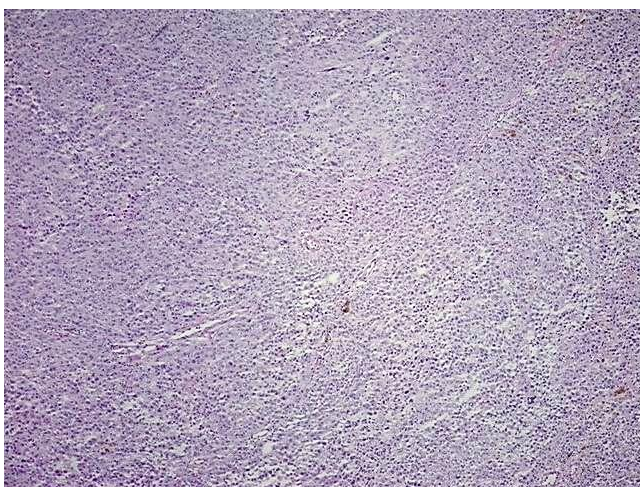
Product Type:	Total RNA
Disease State:	Cancer
Diagnosis Category:	Melanoma
Tissue:	Skin
Frozen Sample ID:	FR000003DD
Case ID:	CU0000000100
Prep:	3
Vial ID:	RN00000F3C
Tissue of Origin:	Skin
Site of Finding:	Small intestine
Appearance:	Tumor
Sample Diagnosis (from Pathology Verification):	Malignant melanoma, metastatic
Normal:	0%
Lesional:	0%
Tumor:	90%
Tumor Hypo/Acellular Stroma:	5%
Tumor Hypercellular Stroma:	5%
Necrosis:	0%
Pathology Verification notes from H&E review:	Tumor metastasized to small intestine
Bioanalyzer Ratio (28S/18S):	1.49



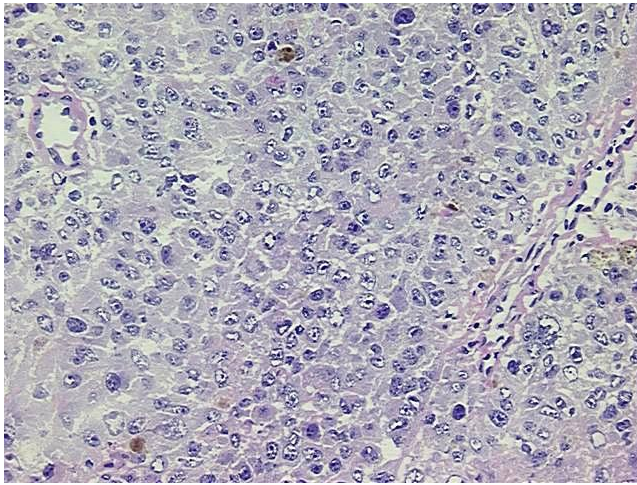
[View online »](#)

CASE Diagnosis (from medical center path report):	Malignant melanoma, metastatic
Age:	35
Gender:	Male
Tumor Grade:	Not Reported
Minimum Stage Grouping:	IV
T (Extent of Primary Tumor):	TX
N (Lymph node metastasis):	NX
M (Distant metastasis):	M1c
Storage:	Store tissue total RNA at -80°C.
Stability:	These products are stable for one year from date of shipping when stored at -80°C without repeated freeze/thaws.

### Product images:



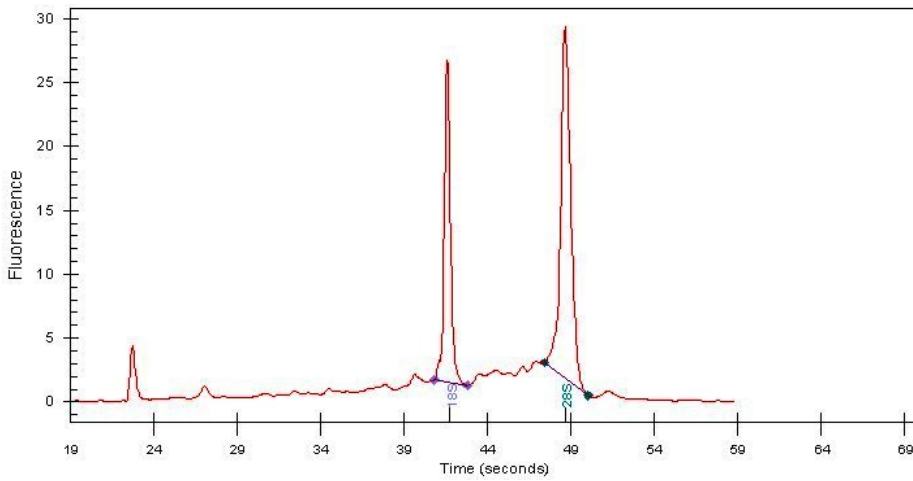
4x Image




20x Image



RNA Gel Image



RNA Electropherogram Image



RNA RT-PCR Image