

Product datasheet for CR561945

Tissue Total RNA, Endometrium

Product data:

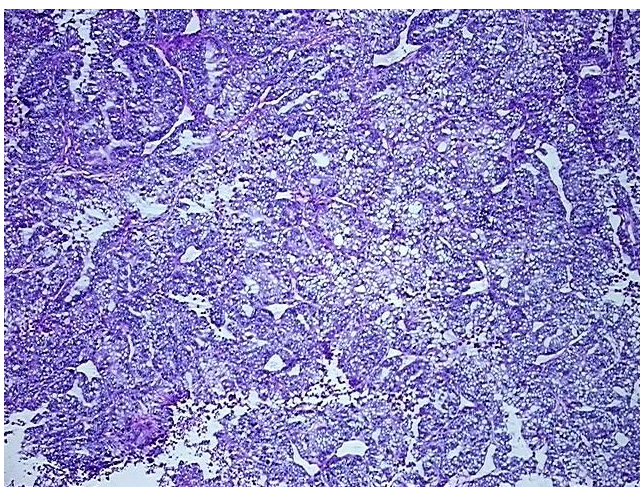
Product Type:	Total RNA
Disease State:	Cancer
Diagnosis Category:	Endometrial Cancer
Tissue:	Endometrium
Frozen Sample ID:	FR5B344169
Case ID:	CU0000014359
Prep:	1
Vial ID:	RN00003B2A
Tissue of Origin:	Endometrium
Site of Finding:	Ovary
Appearance:	Tumor
Sample Diagnosis (from Pathology Verification):	Adenocarcinoma of endometrium, endometrioid, metastatic
Normal:	0%
Lesional:	0%
Tumor:	75%
Tumor Hypo/Acellular Stroma:	24%
Tumor Hypercellular Stroma:	0%
Necrosis:	1%
Pathology Verification notes from H&E review:	Tumor area: 8 mm x 4 mm
Bioanalyzer Ratio (28S/18S):	1.3



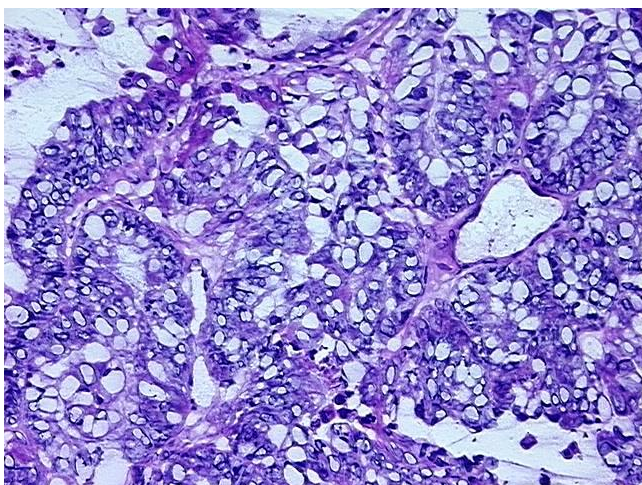
[View online »](#)

CASE Diagnosis (from medical center path report):	Adenocarcinoma of endometrium, endometrioid
Age:	62
Gender:	Female
Tumor Grade:	FIGO G3: Poorly differentiated
Minimum Stage Grouping:	IV
T (Extent of Primary Tumor):	T3
N (Lymph node metastasis):	NX
M (Distant metastasis):	M1
Storage:	Store tissue total RNA at -80°C.
Stability:	These products are stable for one year from date of shipping when stored at -80°C without repeated freeze/thaws.

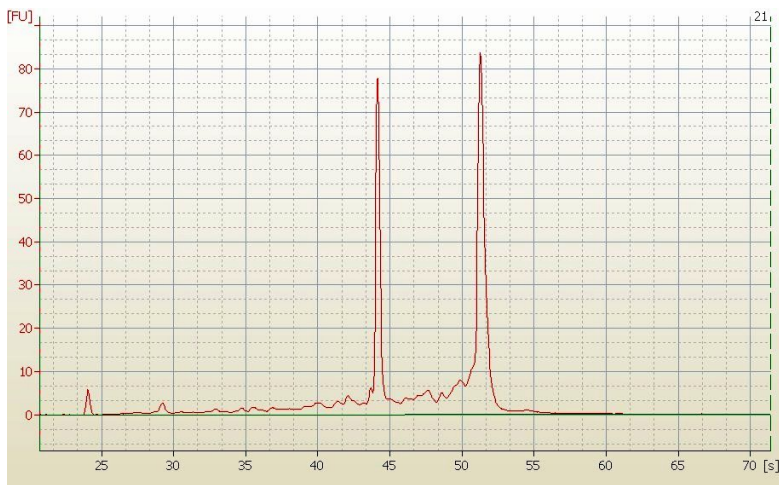
Product images:



4x Image



20x Image



RNA Electropherogram Image



RNA RT-PCR Image