

Product datasheet for CR561904

Tissue Total RNA, Lymphoid tissue

Product data:

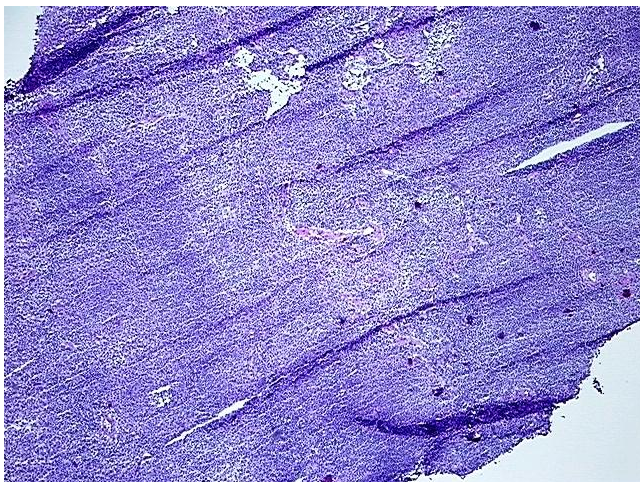
Product Type:	Total RNA
Disease State:	Cancer
Diagnosis Category:	Lymphoma
Tissue:	Lymphoid tissue
Frozen Sample ID:	FR00045CA3
Case ID:	CU0000016308
Prep:	1
Vial ID:	RN00003A9E
Tissue of Origin:	Lymphoid tissue
Site of Finding:	Lymph node
Appearance:	Tumor
Sample Diagnosis (from Pathology Verification):	Lymphoma, follicular
Normal:	0%
Lesional:	0%
Tumor:	95%
Tumor Hypo/Acellular Stroma:	0%
Tumor Hypercellular Stroma:	5%
Necrosis:	0%
Pathology Verification notes from H&E review:	Tumor area: 5 mm x 2 mm
Bioanalyzer Ratio (28S/18S):	1.61



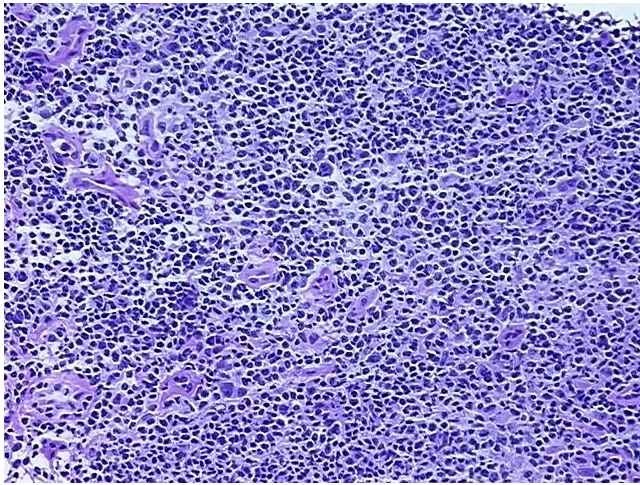
[View online »](#)

CASE Diagnosis (from medical center path report):	Lymphoma, follicular
Age:	38
Gender:	Male
Tumor Grade:	WHO Grade II
Minimum Stage Grouping:	Not Reported
T (Extent of Primary Tumor):	Not Reported
N (Lymph node metastasis):	Not Reported
M (Distant metastasis):	Not Reported
Diagnostic Test Results:	FMC7 antigen ! by IHC,Positive; Other immunohistochemistry,Positive; CD19 ~ B4 ~ Leu12 ! by IHC,Positive; CD22 ~ Leu14 ! by IHC,Positive; Kappa light chain ! by IHC,Positive; IgM ~ Mu-heavy chain ! by IHC,Positive; CD5 ~ Leu1 ! by IHC,Negative;
Storage:	Store tissue total RNA at -80°C.
Stability:	These products are stable for one year from date of shipping when stored at -80°C without repeated freeze/thaws.

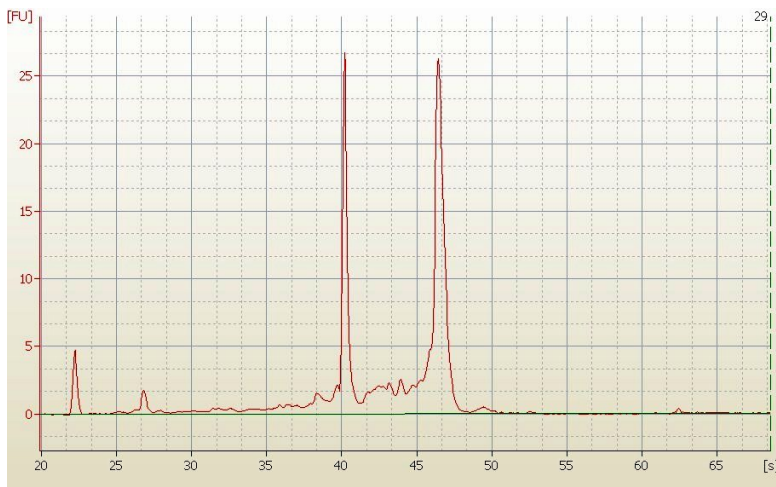
Product images:



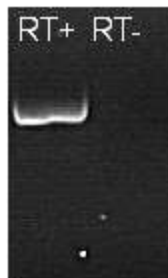
4x Image



20x Image



RNA Electropherogram Image



RNA RT-PCR Image