

Product datasheet for CR561849

Tissue Total RNA, Lymphoid tissue

Product data:

Product Type:	Total RNA
Disease State:	Cancer
Diagnosis Category:	Lymphoma
Tissue:	Lymphoid tissue
Frozen Sample ID:	FR0002C327
Case ID:	CU0000011416
Prep:	1
Vial ID:	RN00001401
Tissue of Origin:	Lymphoid tissue
Site of Finding:	Lymph node
Appearance:	Tumor
Sample Diagnosis (from Pathology Verification):	Lymphoma, small lymphocytic
Normal:	0%
Lesional:	0%
Tumor:	100%
Tumor Hypo/Acellular Stroma:	0%
Tumor Hypercellular Stroma:	0%
Necrosis:	0%
Pathology Verification notes from H&E review:	malignant cells have features of transformation to high grade; no normal architecture
Bioanalyzer Ratio (28S/18S):	1.21

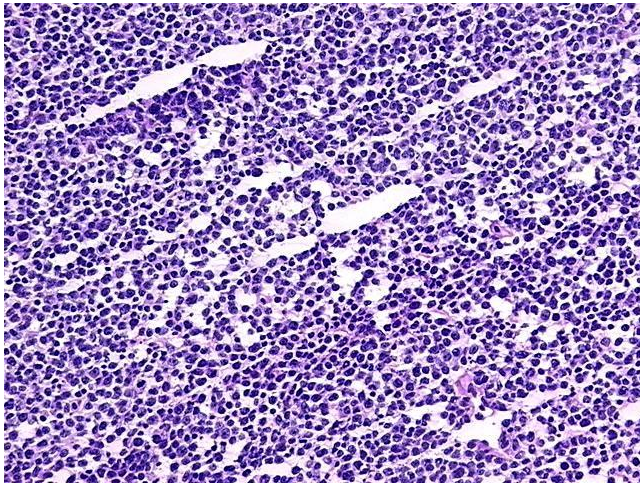


[View online »](#)

CASE Diagnosis (from medical center path report):	Lymphoma, small lymphocytic
Age:	57
Gender:	Male
Tumor Grade:	Not Reported
Minimum Stage Grouping:	I
T (Extent of Primary Tumor):	Not applicable
N (Lymph node metastasis):	Not applicable
M (Distant metastasis):	Not applicable
Diagnostic Test Results:	EBV-mRNA ~ EBER2, No gene abnormality; CD19 ~ B4 ~ Leu12 ! by IHC, Positive; Ki67 ~ MIB1 ! by IHC, Positive; Kappa light chain ! by IHC, Positive; CD10 ~ CALLA ~ Common ALL antigen ! by IHC, Negative; CD23 ~ FcεRII ! by IHC, Positive; CD20 ~ B1
Storage:	Store tissue total RNA at -80°C.
Stability:	These products are stable for one year from date of shipping when stored at -80°C without repeated freeze/thaws.

Product images:

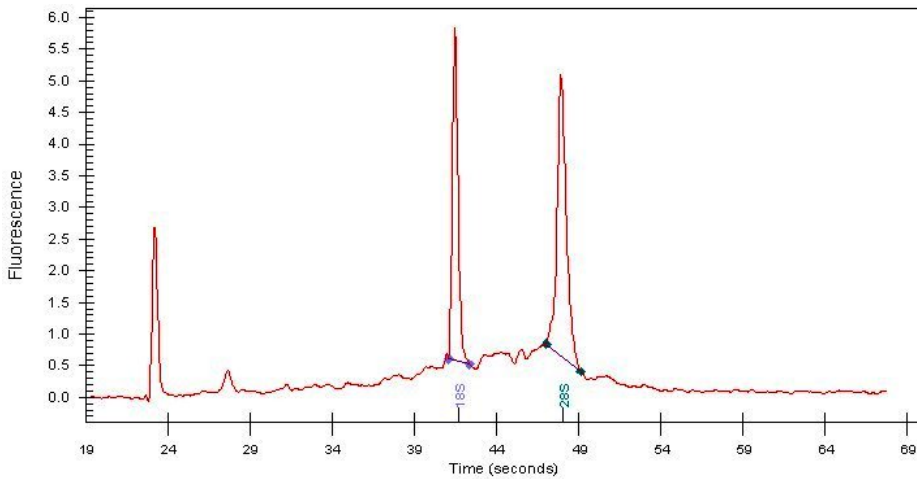
4x Image



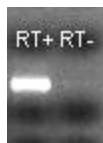
20x Image



RNA Gel Image



RNA Electropherogram Image



RNA RT-PCR Image