

Product datasheet for CR561773

Tissue Total RNA, Skin

Product data:

| | |
|---|---|
| Product Type: | Total RNA |
| Disease State: | Cancer |
| Diagnosis Category: | Skin Cancer |
| Tissue: | Skin |
| Frozen Sample ID: | FR000385FF |
| Case ID: | CU0000012641 |
| Prep: | 2 |
| Vial ID: | RN00002F85 |
| Tissue of Origin: | Skin |
| Site of Finding: | Skin |
| Appearance: | Tumor |
| Sample Diagnosis (from Pathology Verification): | Carcinoma of skin, squamous cell |
| Normal: | 0% |
| Lesional: | 0% |
| Tumor: | 65% |
| Tumor Hypo/Acellular Stroma: | 0% |
| Tumor Hypercellular Stroma: | 35% |
| Necrosis: | 0% |
| Pathology Verification notes from H&E review: | Inflammation: Moderate Lymphoplasmacytic infiltrate |
| Bioanalyzer Ratio (28S/18S): | 1.34 |



[View online »](#)

CASE Diagnosis (from medical center path report): Carcinoma of skin, squamous cell

Age: 64

Gender: Male

Tumor Grade: AJCC G1: Well differentiated

Minimum Stage Grouping: II

T (Extent of Primary Tumor): T3

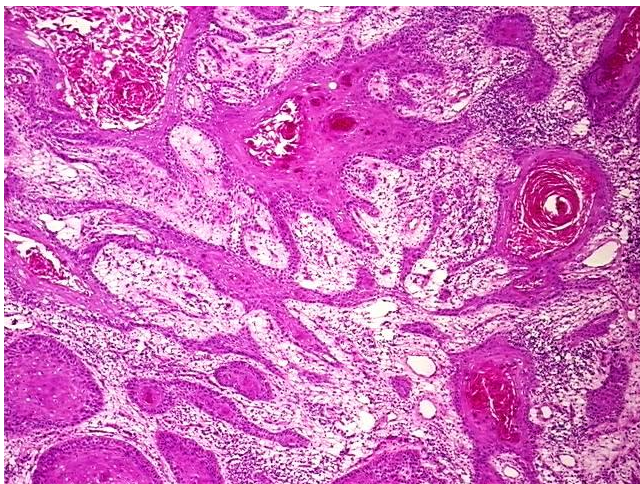
N (Lymph node metastasis): NX

M (Distant metastasis): MX

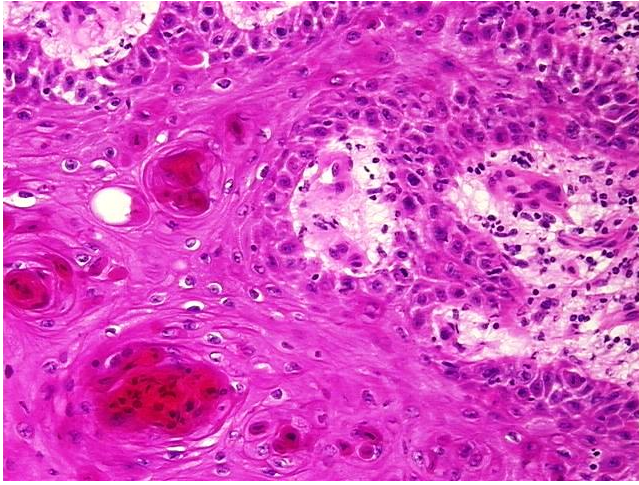
Storage: Store tissue total RNA at -80°C.

Stability: These products are stable for one year from date of shipping when stored at -80°C without repeated freeze/thaws.

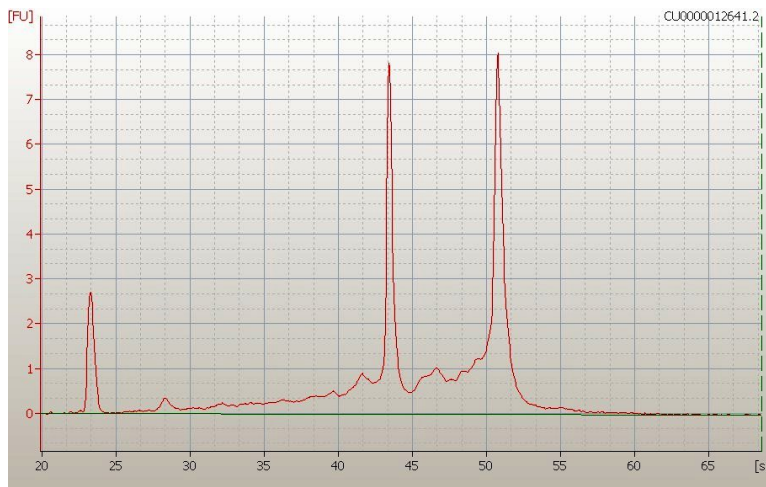
Product images:




4x Image



20x Image



RNA Electropherogram Image



RNA RT-PCR Image