

## Product datasheet for CR561770

### Tissue Total RNA, Lymphoid tissue

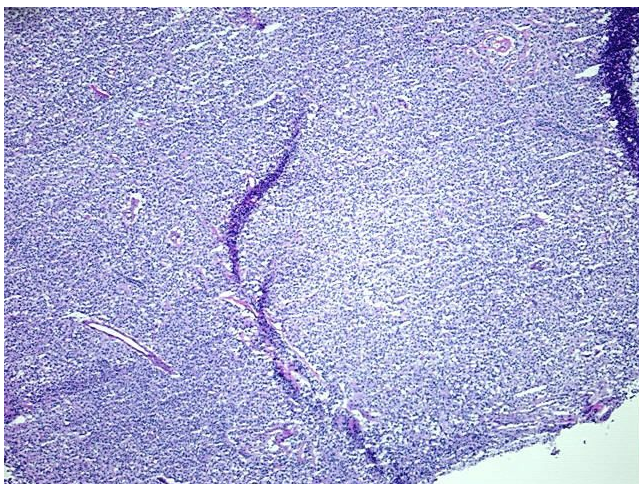
#### Product data:

Product Type:	Total RNA
Disease State:	Cancer
Diagnosis Category:	Lymphoma
Tissue:	Lymphoid tissue
Frozen Sample ID:	FR0001B517
Case ID:	CU00000005564
Prep:	1
Vial ID:	RN00000AA7
Tissue of Origin:	Lymphoid tissue
Site of Finding:	Groin
Appearance:	Tumor
Sample Diagnosis (from Pathology Verification):	Lymphoma, large B-cell, diffuse
Normal:	0%
Lesional:	0%
Tumor:	97%
Tumor Hypo/Acellular Stroma:	0%
Tumor Hypercellular Stroma:	3%
Necrosis:	0%
Bioanalyzer Ratio (28S/18S):	1.74
CASE Diagnosis (from medical center path report):	Lymphoma, large B-cell, diffuse
Age:	69

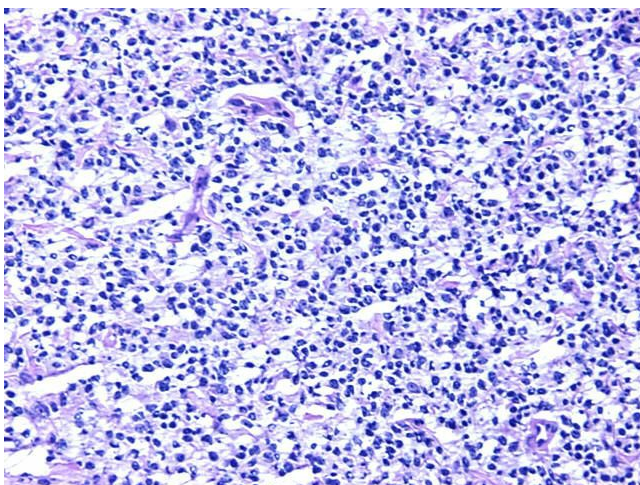

[View online »](#)

<b>Gender:</b>	Male
<b>Tumor Grade:</b>	Not Reported
<b>Minimum Stage Grouping:</b>	I
<b>T (Extent of Primary Tumor):</b>	Not applicable
<b>N (Lymph node metastasis):</b>	Not applicable
<b>M (Distant metastasis):</b>	Not applicable
<b>Diagnostic Test Results:</b>	CD3 ~ Leu4 ~ UCHT1 ! by IHC,Negative; Kappa light chain ! by IHC,Positive; IgM ~ Mu-heavy chain ! by IHC,Positive; BCL2 oncoprotein ! by IHC,Positive; CD20 ~ B1 ~ Leu16 ! by IHC,Positive
<b>Storage:</b>	Store tissue total RNA at -80°C.
<b>Stability:</b>	These products are stable for one year from date of shipping when stored at -80°C without repeated freeze/thaws.


### Product images:



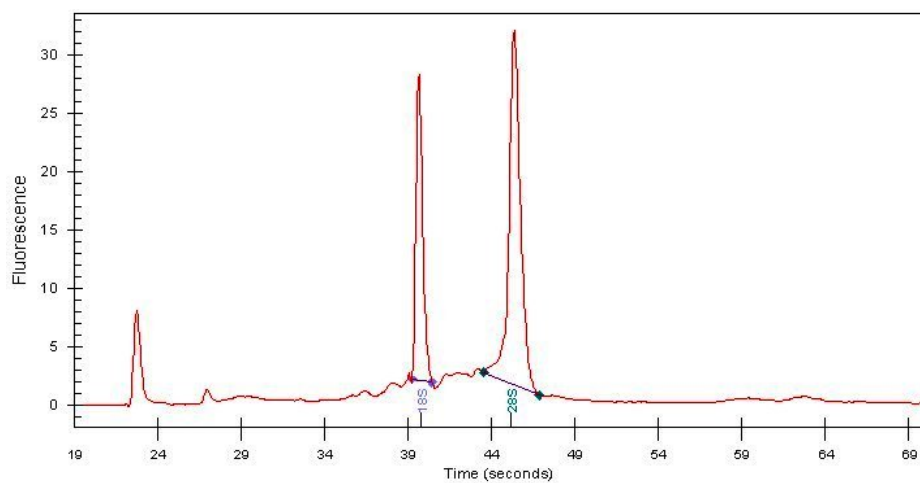
4x Image



20x Image



RNA Gel Image



RNA Electropherogram Image



RNA RT-PCR Image