

Product datasheet for CR561689

Tissue Total RNA, Skin

Product data:

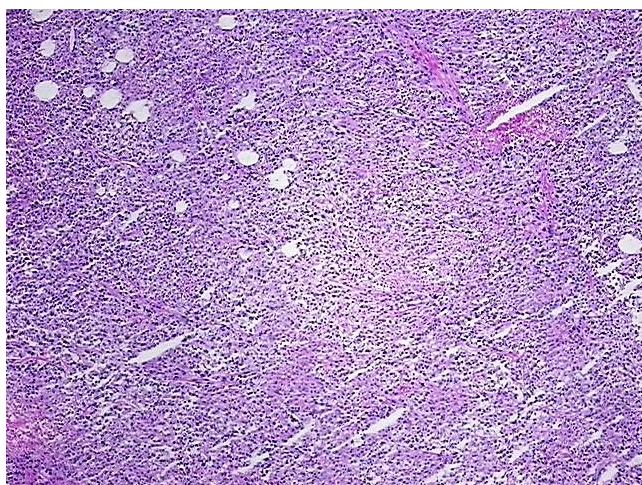
Product Type:	Total RNA
Disease State:	Cancer
Diagnosis Category:	Melanoma
Tissue:	Skin
Frozen Sample ID:	FR000193AE
Case ID:	CU0000005653
Prep:	1
Vial ID:	RN0000154D
Tissue of Origin:	Skin
Site of Finding:	Lymph node
Appearance:	Tumor
Sample Diagnosis (from Pathology Verification):	Malignant melanoma, metastatic
Normal:	0%
Lesional:	0%
Tumor:	92%
Tumor Hypo/Acellular Stroma:	3%
Tumor Hypercellular Stroma:	0%
Necrosis:	5%
Pathology Verification notes from H&E review:	melanin pigment seen
Bioanalyzer Ratio (28S/18S):	1.32



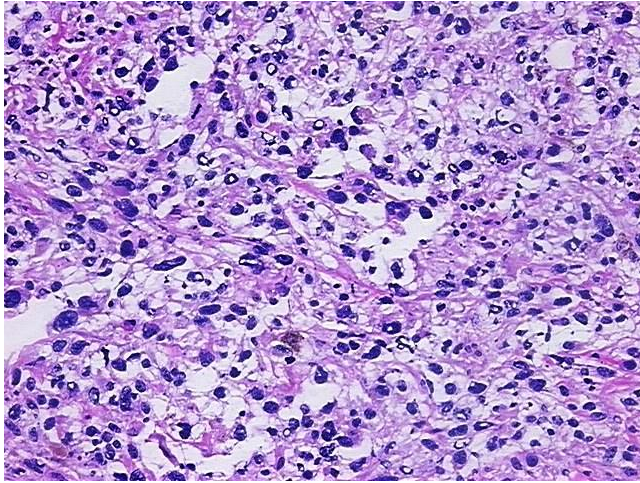
[View online »](#)

CASE Diagnosis (from medical center path report):	Malignant melanoma, metastatic
Age:	58
Gender:	Male
Tumor Grade:	Not Reported
Minimum Stage Grouping:	IIIB
T (Extent of Primary Tumor):	TX
N (Lymph node metastasis):	N2b
M (Distant metastasis):	MX
Storage:	Store tissue total RNA at -80°C.
Stability:	These products are stable for one year from date of shipping when stored at -80°C without repeated freeze/thaws.


Product images:



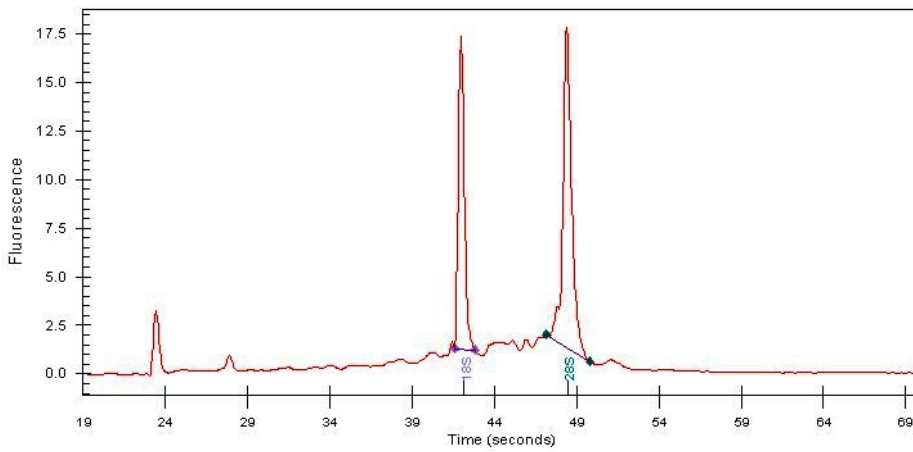
4x Image



20x Image



RNA Gel Image



RNA Electropherogram Image



RNA RT-PCR Image