

## Product datasheet for CR561635

### Tissue Total RNA, Colon: right

#### Product data:

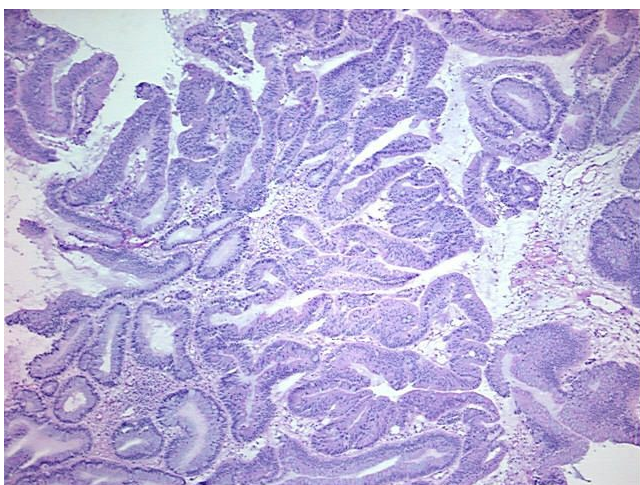
Product Type:	Total RNA
Disease State:	Cancer
Diagnosis Category:	Colorectal Cancer
Tissue:	Colon
Frozen Sample ID:	FR00017AF1
Case ID:	CU0000005155
Prep:	2
Vial ID:	RN000007EF
Tissue of Origin:	Colon: right
Site of Finding:	Colon: right
Appearance:	Tumor
Sample Diagnosis (from Pathology Verification):	Adenocarcinoma of colon, mucinous
Normal:	5%
Lesional:	0%
Tumor:	85%
Tumor Hypo/Acellular Stroma:	5%
Tumor Hypercellular Stroma:	5%
Necrosis:	0%
Pathology Verification notes from H&E review:	Adenocarcinoma arising in tubulovillous adenoma
Bioanalyzer Ratio (28S/18S):	1.67



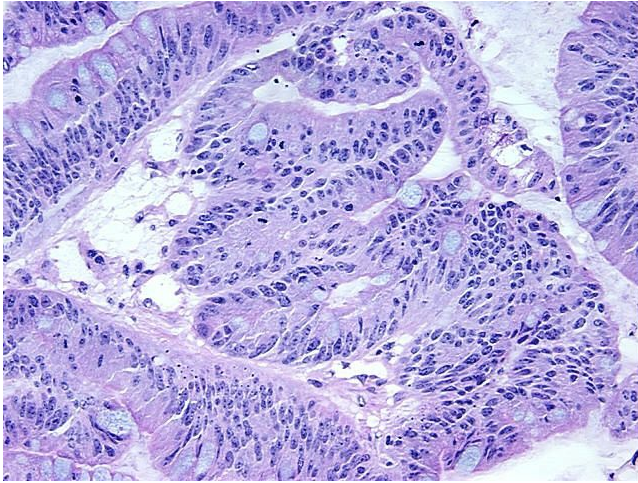
[View online »](#)

<b>CASE Diagnosis (from medical center path report):</b>	Adenocarcinoma of colon, mucinous
<b>Age:</b>	71
<b>Gender:</b>	Male
<b>Tumor Grade:</b>	AJCC G1: Well differentiated
<b>Minimum Stage Grouping:</b>	I
<b>T (Extent of Primary Tumor):</b>	T2
<b>N (Lymph node metastasis):</b>	N0
<b>M (Distant metastasis):</b>	MX
<b>Diagnostic Test Results:</b>	Proliferation index ~ PI,High; ERBB1 ~ EGFR ~ Epidermal growth factor receptor ! by IHC,Negative
<b>Storage:</b>	Store tissue total RNA at -80°C.
<b>Stability:</b>	These products are stable for one year from date of shipping when stored at -80°C without repeated freeze/thaws.


### Product images:



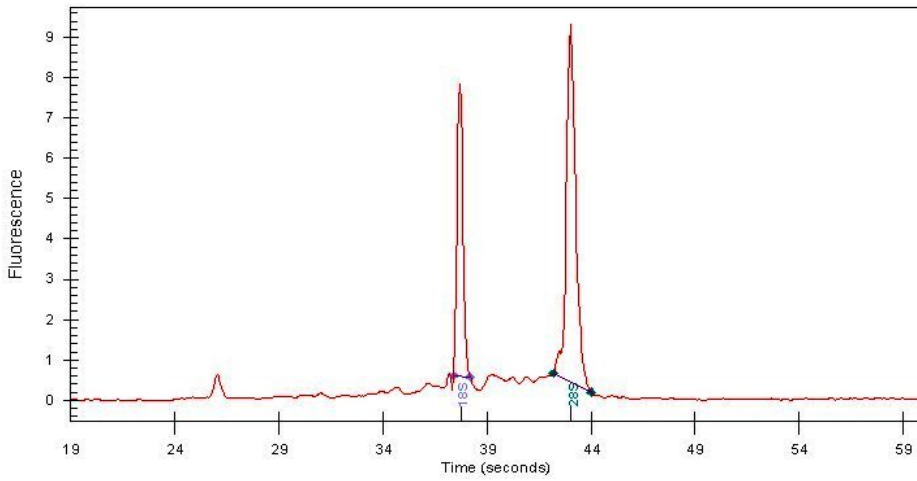
4x Image



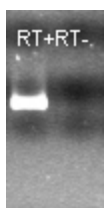
20x Image



RNA Gel Image



RNA Electropherogram Image



RNA RT-PCR Image