

## Product datasheet for CR561446

### Tissue Total RNA, Colon: right

#### Product data:

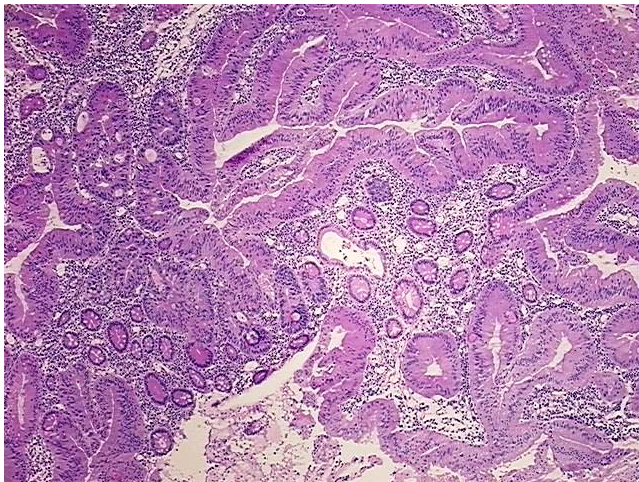
Product Type:	Total RNA
Disease State:	Cancer
Diagnosis Category:	Colorectal Cancer
Tissue:	Colon
Frozen Sample ID:	FR0001EF98
Case ID:	CU0000005808
Prep:	3
Vial ID:	RN000012D4
Tissue of Origin:	Colon: right
Site of Finding:	Colon: right
Appearance:	Tumor
Sample Diagnosis (from Pathology Verification):	Adenocarcinoma of colon
Normal:	10%
Lesional:	0%
Tumor:	65%
Tumor Hypo/Acellular Stroma:	25%
Tumor Hypercellular Stroma:	0%
Necrosis:	0%
Pathology Verification notes from H&E review:	normal: 100% mucosa; stroma: focal prominent lymphoplasmacytic infiltrate
Bioanalyzer Ratio (28S/18S):	1



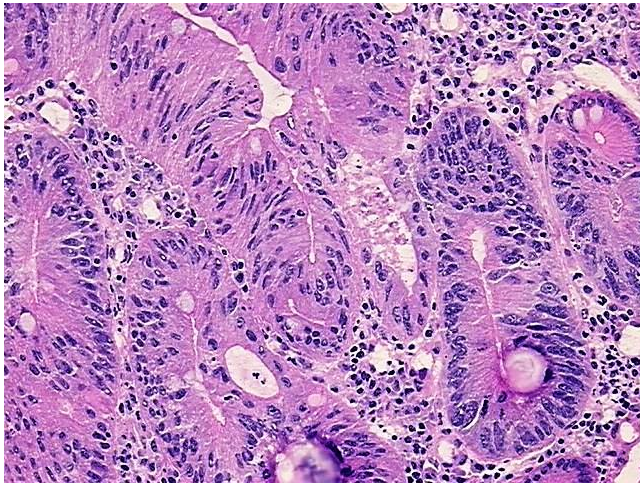
[View online »](#)

CASE Diagnosis (from medical center path report):	Adenocarcinoma of colon
Age:	82
Gender:	Male
Tumor Grade:	AJCC G2: Moderately differentiated
Minimum Stage Grouping:	IIIC
T (Extent of Primary Tumor):	T4
N (Lymph node metastasis):	N2
M (Distant metastasis):	MX
Diagnostic Test Results:	Ki67 ~ MIB1 ! by IHC,High; ERBB1 ~ EGFR ~ Epidermal growth factor receptor ! by IHC,Positive, weak
Storage:	Store tissue total RNA at -80°C.
Stability:	These products are stable for one year from date of shipping when stored at -80°C without repeated freeze/thaws.

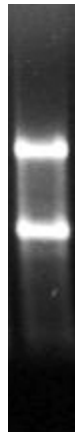
### Product images:



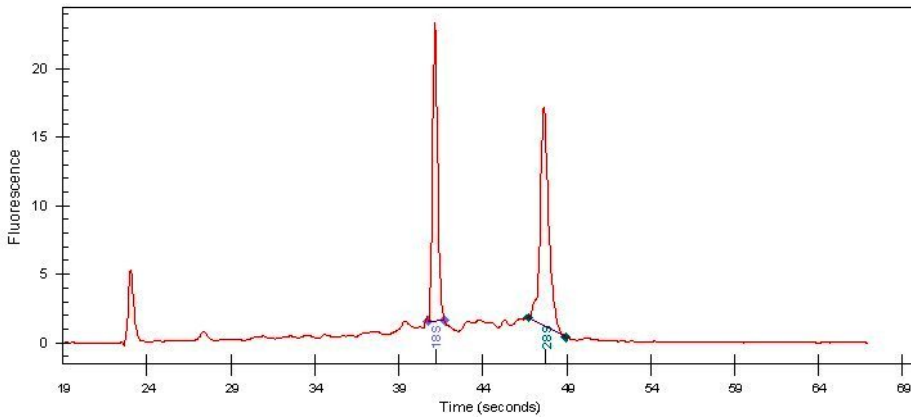
4x Image



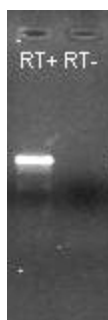
20x Image



RNA Gel Image



RNA Electropherogram Image



RNA RT-PCR Image