

## Product datasheet for CR561129

### Tissue Total RNA, Lymphoid tissue

#### Product data:

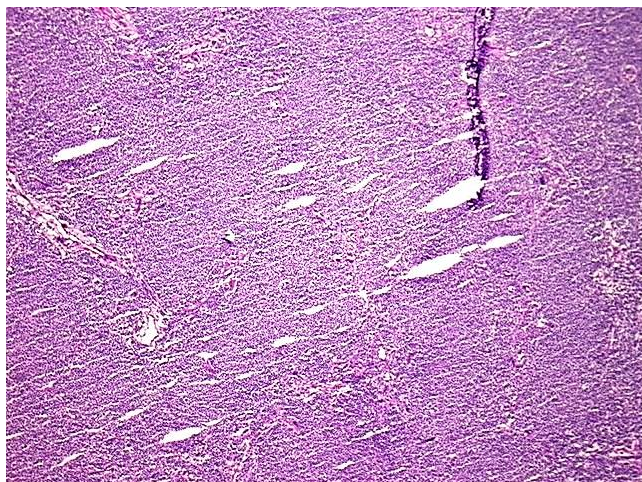
Product Type:	Total RNA
Disease State:	Cancer
Diagnosis Category:	Lymphoma
Tissue:	Lymphoid tissue
Frozen Sample ID:	FR5B33FAE3
Case ID:	CI0000009047
Prep:	1
Vial ID:	RN000016C9
Tissue of Origin:	Lymphoid tissue
Site of Finding:	Axillary region
Appearance:	Tumor
Sample Diagnosis (from Pathology Verification):	Lymphoma, extranodal marginal zone B-cell
Normal:	0%
Lesional:	0%
Tumor:	95%
Tumor Hypo/Acellular Stroma:	5%
Tumor Hypercellular Stroma:	0%
Necrosis:	0%
Pathology Verification notes from H&E review:	Extra-nodal marginal zone B-cell lymphoma
Bioanalyzer Ratio (28S/18S):	1.83



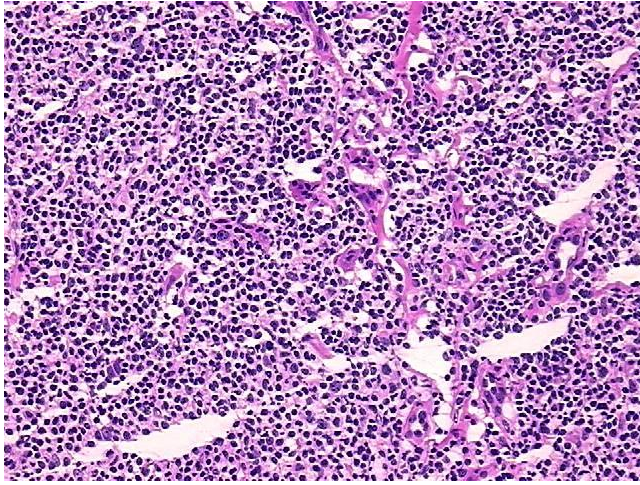
[View online »](#)

<b>CASE Diagnosis (from medical center path report):</b>	Lymphoma, extranodal marginal zone B-cell
<b>Age:</b>	75
<b>Gender:</b>	Female
<b>Race:</b>	White or Caucasian
<b>Tumor Grade:</b>	Not Reported
<b>Minimum Stage Grouping:</b>	IIE
<b>T (Extent of Primary Tumor):</b>	Not applicable
<b>N (Lymph node metastasis):</b>	Not applicable
<b>M (Distant metastasis):</b>	Not applicable
<b>Diagnostic Test Results:</b>	Kappa light chain ! by FC,Positive, monoclonal; CD10 ~ CALLA ~ Common ALL antigen ! by IHC,Negative; CD23 ~ FceRII ! by IHC,Negative; CD20 ~ B1 ~ Leu16 ! by IHC,Positive
<b>Storage:</b>	Store tissue total RNA at -80°C.
<b>Stability:</b>	These products are stable for one year from date of shipping when stored at -80°C without repeated freeze/thaws.


### Product images:



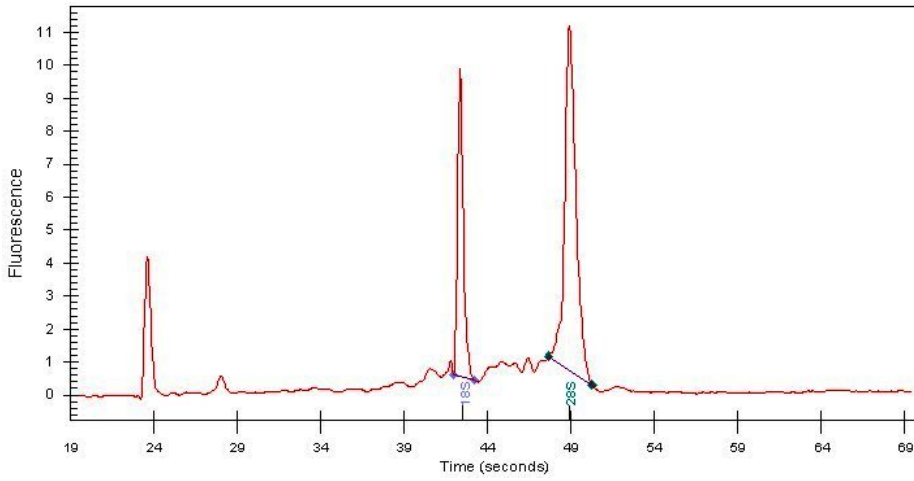
4x Image



20x Image



RNA Gel Image



RNA Electropherogram Image



RNA RT-PCR Image