

Product datasheet for CR561085

Tissue Total RNA, Skin

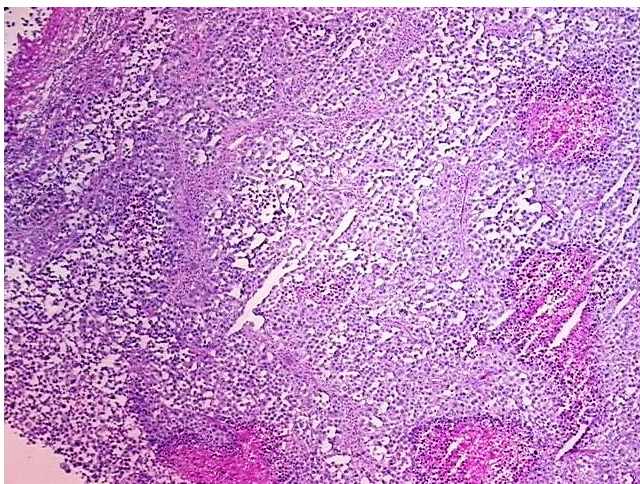
Product data:

Product Type:	Total RNA
Disease State:	Cancer
Diagnosis Category:	Melanoma
Tissue:	Skin
Frozen Sample ID:	FR000289EC
Case ID:	CI0000009186
Prep:	1
Vial ID:	RN00001962
Tissue of Origin:	Skin
Site of Finding:	Lymph node
Appearance:	Tumor
Sample Diagnosis (from Pathology Verification):	Malignant melanoma, metastatic
Normal:	10%
Lesional:	0%
Tumor:	70%
Tumor Hypo/Acellular Stroma:	0%
Tumor Hypercellular Stroma:	0%
Necrosis:	20%
Bioanalyzer Ratio (28S/18S):	1.2
CASE Diagnosis (from medical center path report):	Malignant melanoma, metastatic
Age:	54

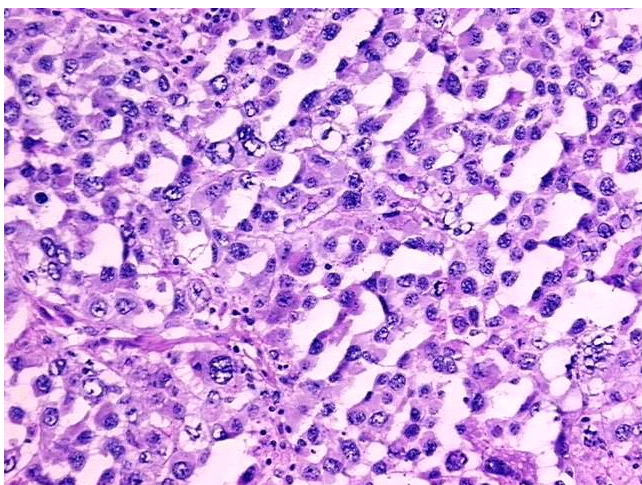


[View online »](#)


Gender:	Male
Race:	White or Caucasian
Tumor Grade:	Not Reported
Minimum Stage Grouping:	IV
T (Extent of Primary Tumor):	TX
N (Lymph node metastasis):	N2
M (Distant metastasis):	M1a
Diagnostic Test Results:	S100 protein,Positive; HMB45 melanoma antigen ~ GP100 ! by IHC,Positive in scattered cells
Storage:	Store tissue total RNA at -80°C.
Stability:	These products are stable for one year from date of shipping when stored at -80°C without repeated freeze/thaws.

Product images:

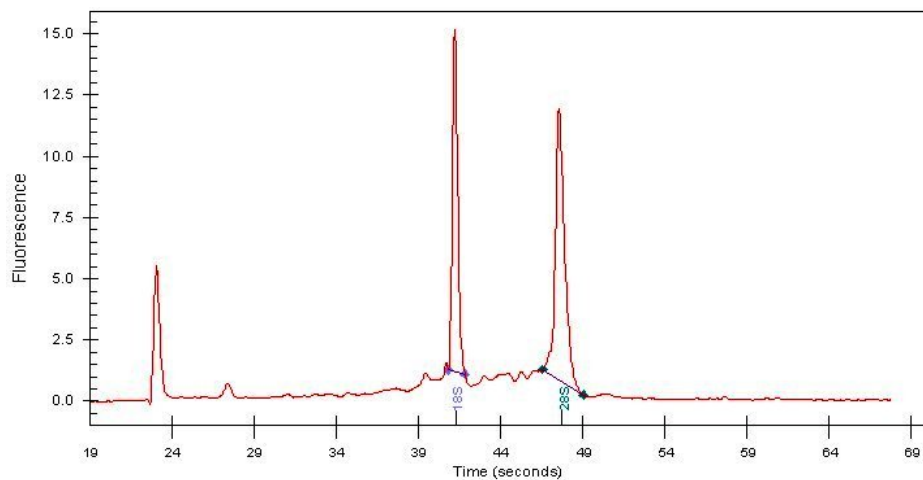
4x Image



20x Image



RNA Gel Image



RNA Electropherogram Image



RNA RT-PCR Image