

## Product datasheet for CR561002

### Tissue Total RNA, Skin

#### Product data:

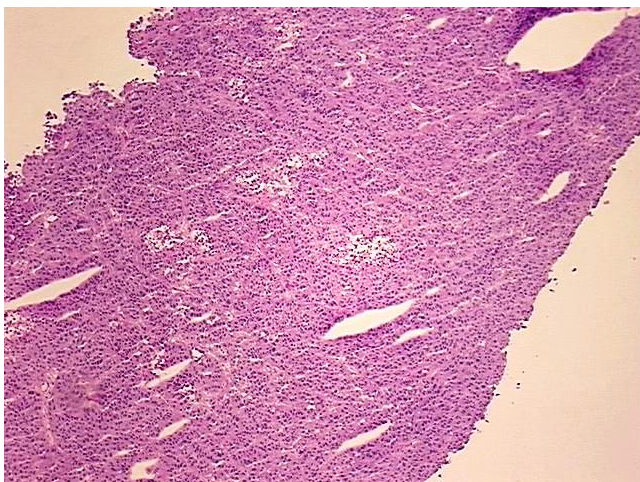
Product Type:	Total RNA
Disease State:	Cancer
Diagnosis Category:	Melanoma
Tissue:	Skin
Frozen Sample ID:	FR00023848
Case ID:	CI0000008528
Prep:	1
Vial ID:	RN0000163D
Tissue of Origin:	Skin
Site of Finding:	Lymph node
Appearance:	Tumor
Sample Diagnosis (from Pathology Verification):	Malignant melanoma, metastatic
Normal:	0%
Lesional:	0%
Tumor:	95%
Tumor Hypo/Acellular Stroma:	0%
Tumor Hypercellular Stroma:	0%
Necrosis:	5%
Bioanalyzer Ratio (28S/18S):	1.71
CASE Diagnosis (from medical center path report):	Malignant melanoma, metastatic
Age:	59



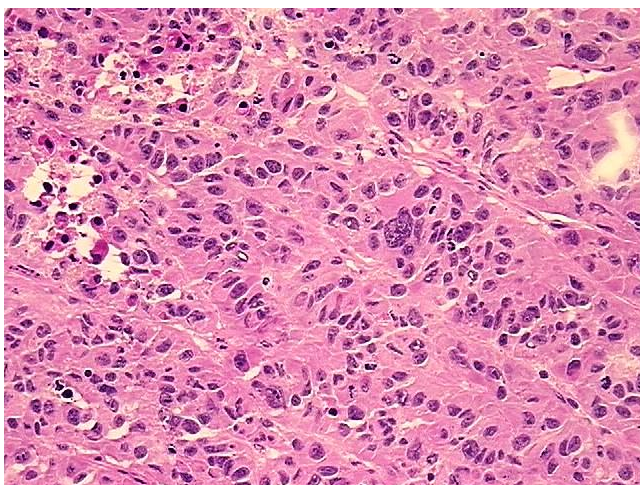
[View online »](#)

Gender:	Female
Race:	White or Caucasian
Tumor Grade:	Not Reported
Minimum Stage Grouping:	III
T (Extent of Primary Tumor):	TX
N (Lymph node metastasis):	N1
M (Distant metastasis):	MX
Diagnostic Test Results:	MART-1 ~ Melanoma Marker ~ Melan-A,Positive; S100 protein,Positive; HMB45 melanoma antigen ~ GP100 ! by IHC,Positive
Storage:	Store tissue total RNA at -80°C.
Stability:	These products are stable for one year from date of shipping when stored at -80°C without repeated freeze/thaws.

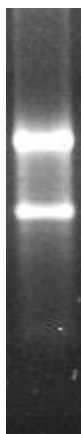
### Product images:



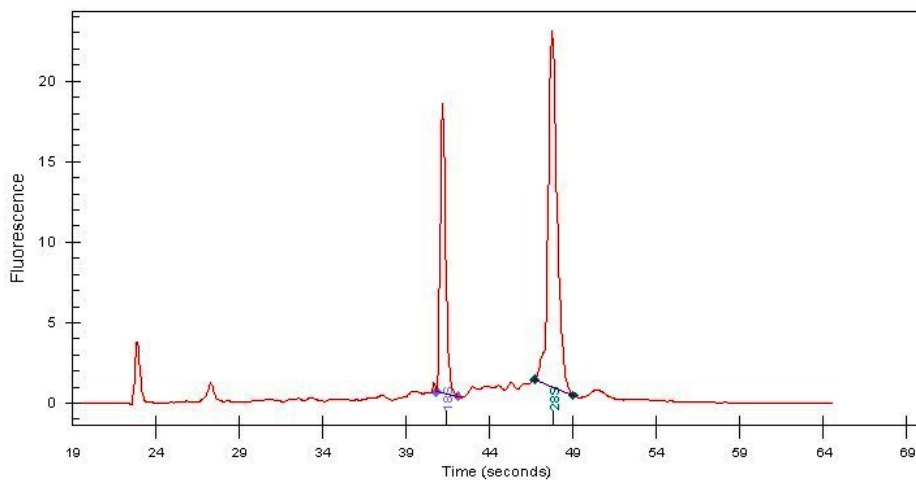
4x Image



20x Image



RNA Gel Image



RNA Electropherogram Image



RNA RT-PCR Image