

Product datasheet for CR560547

Tissue Total RNA, Neural tissue

Product data:

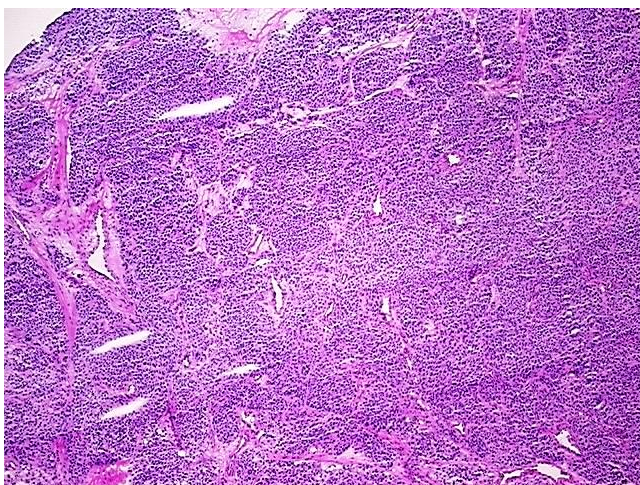
Product Type:	Total RNA
Disease State:	Cancer
Diagnosis Category:	Neuroblastoma
Tissue:	Neural tissue
Frozen Sample ID:	FR5B3419FD
Case ID:	CI0000012790
Prep:	1
Vial ID:	RN00001905
Tissue of Origin:	Neural tissue
Site of Finding:	Nose
Appearance:	Tumor
Sample Diagnosis (from Pathology Verification):	Neuroblastoma of nose
Normal:	5%
Lesional:	0%
Tumor:	85%
Tumor Hypo/Acellular Stroma:	5%
Tumor Hypercellular Stroma:	5%
Necrosis:	0%
Pathology Verification notes from H&E review:	Esthesioneuroblastoma; hypocellular tumor stroma: fibromyxoid; hypercellular tumor stroma: scattered mixed inflammatory infiltrates
Bioanalyzer Ratio (28S/18S):	1.52



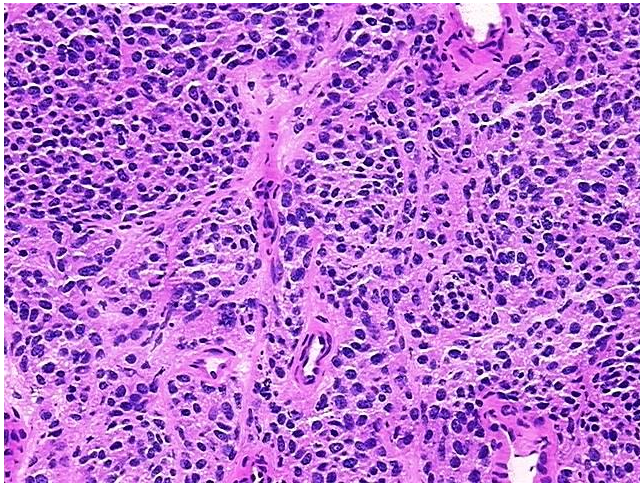
[View online »](#)

CASE Diagnosis (from medical center path report):	Neuroblastoma of nose
Age:	55
Gender:	Male
Race:	White or Caucasian
Tumor Grade:	WHO Grade II
Minimum Stage Grouping:	Not Reported
T (Extent of Primary Tumor):	Not Reported
N (Lymph node metastasis):	Not Reported
M (Distant metastasis):	Not Reported
Diagnostic Test Results:	Neuron specific enolase ~ NSE ! by IHC,Positive, focal; S100 protein,Positive, focal; Synaptophysin ~ SYN ! by IHC,Positive, diffuse; Glial Fibrillary Acidic Protein ~ GFAP,Negative; Chromogranin A ~ Parathyroid secretory protein 1 ! by IHC,Negati
Storage:	Store tissue total RNA at -80°C.
Stability:	These products are stable for one year from date of shipping when stored at -80°C without repeated freeze/thaws.


Product images:



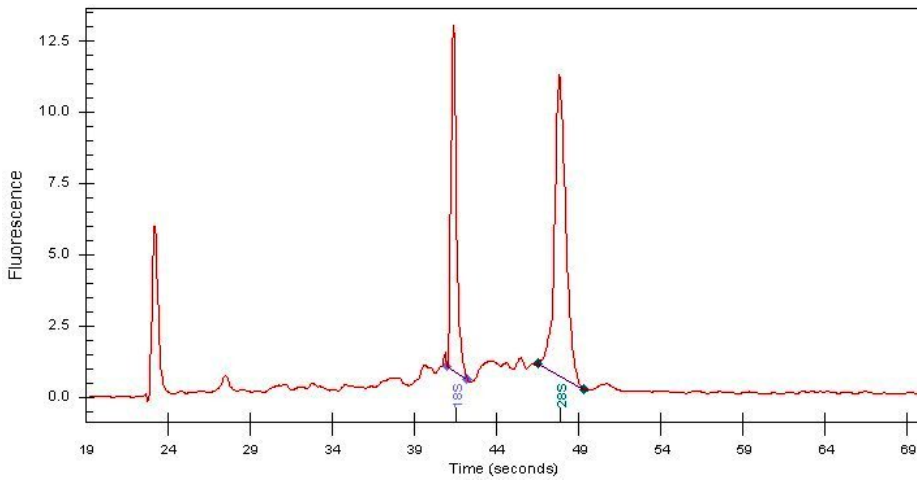
4x Image



20x Image



RNA Gel Image



RNA Electropherogram Image



RNA RT-PCR Image