

Product datasheet for CR560379

Tissue Total RNA, Endometrium

Product data:

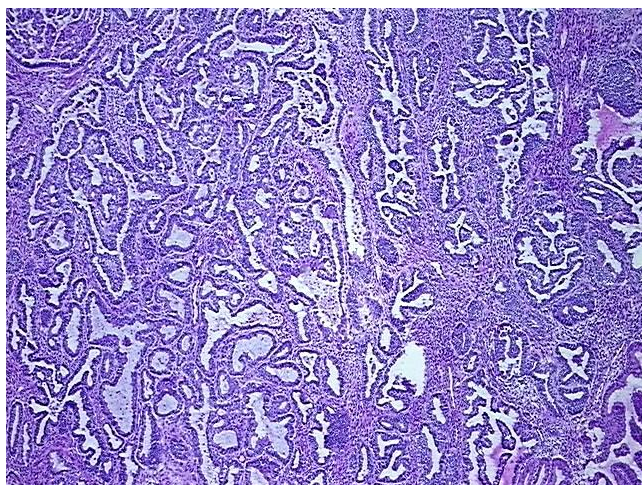
Product Type:	Total RNA
Disease State:	Cancer
Diagnosis Category:	Endometrial Cancer
Tissue:	Endometrium
Frozen Sample ID:	FR0003DAA1
Case ID:	CI0000016654
Prep:	1
Vial ID:	RN00003B22
Tissue of Origin:	Endometrium
Site of Finding:	Endometrium
Appearance:	Tumor
Sample Diagnosis (from Pathology Verification):	Adenocarcinoma of endometrium, endometrioid
Normal:	0%
Lesional:	0%
Tumor:	95%
Tumor Hypo/Acellular Stroma:	5%
Tumor Hypercellular Stroma:	0%
Necrosis:	0%
Pathology Verification notes from H&E review:	Tumor Stroma (Cellular): Desmoplastic reaction, Inflammatory cells; Other Features/Comments: Tumor area: 10 mm x 5 mm
Bioanalyzer Ratio (28S/18S):	1.38



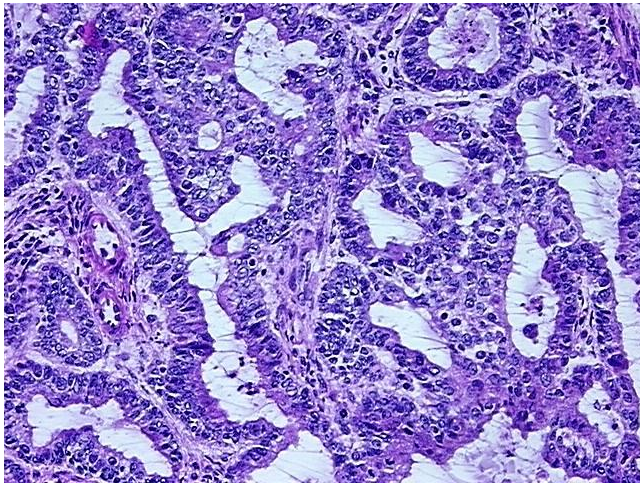
[View online »](#)

CASE Diagnosis (from medical center path report):	Adenocarcinoma of endometrium, endometrioid
Age:	42
Gender:	Female
Race:	White or Caucasian
Tumor Grade:	FIGO G2: Moderately differentiated
Minimum Stage Grouping:	IIIA
T (Extent of Primary Tumor):	T3a
N (Lymph node metastasis):	N0
M (Distant metastasis):	MX
Storage:	Store tissue total RNA at -80°C.
Stability:	These products are stable for one year from date of shipping when stored at -80°C without repeated freeze/thaws.

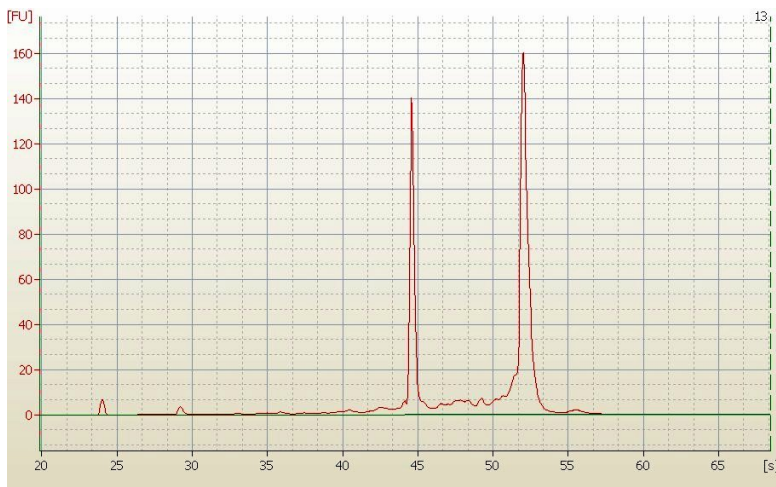
Product images:



4x Image



20x Image



RNA Electropherogram Image



RNA RT-PCR Image