

Product datasheet for CR560271

Tissue Total RNA, Lymphoid tissue

Product data:

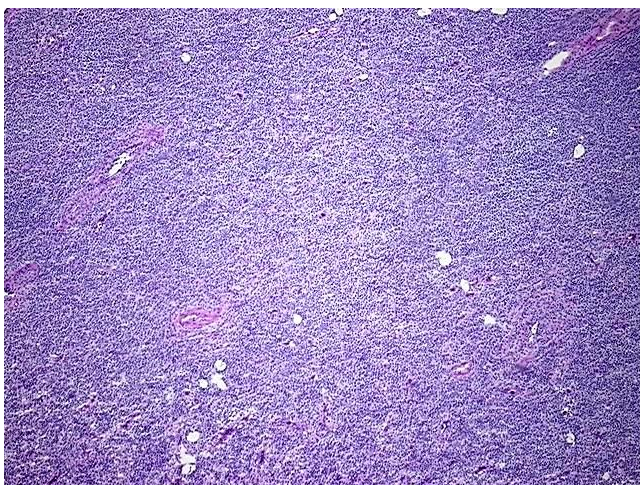
Product Type:	Total RNA
Disease State:	Cancer
Diagnosis Category:	Lymphoma
Tissue:	Lymphoid tissue
Frozen Sample ID:	FR0003799D
Case ID:	CI0000013613
Prep:	1
Vial ID:	RN00001DDE
Tissue of Origin:	Lymphoid tissue
Site of Finding:	Lymph node
Appearance:	Tumor
Sample Diagnosis (from Pathology Verification):	Lymphoma, follicular
Normal:	0%
Lesional:	0%
Tumor:	90%
Tumor Hypo/Acellular Stroma:	10%
Tumor Hypercellular Stroma:	0%
Necrosis:	0%
Pathology Verification notes from H&E review:	Tumor: predominantly diffuse growth pattern in this section
Bioanalyzer Ratio (28S/18S):	1.51



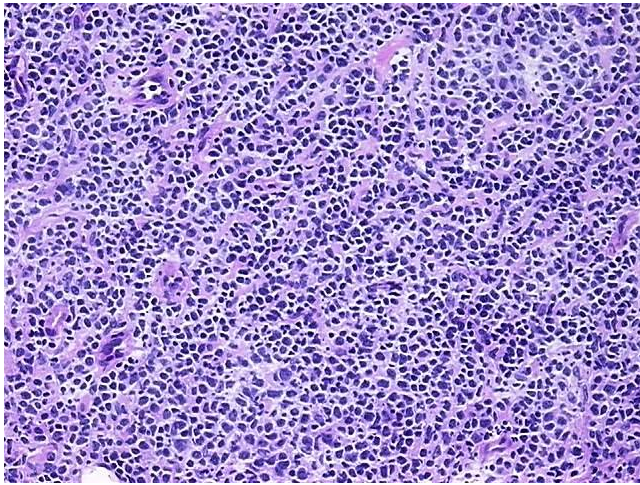
[View online »](#)

CASE Diagnosis (from medical center path report):	Lymphoma, follicular
Age:	71
Gender:	Male
Race:	White or Caucasian
Tumor Grade:	WHO Grade III
Minimum Stage Grouping:	I
T (Extent of Primary Tumor):	Not applicable
N (Lymph node metastasis):	Not applicable
M (Distant metastasis):	Not applicable
Diagnostic Test Results:	Other immunophenotype tests,Negative; Other immunophenotype tests,Positive; Other immunophenotype tests,Positive; Other immunophenotype tests,Positive; Kappa light chain ! by FC,Reported as Performed or Reviewed
Storage:	Store tissue total RNA at -80°C.
Stability:	These products are stable for one year from date of shipping when stored at -80°C without repeated freeze/thaws.


Product images:



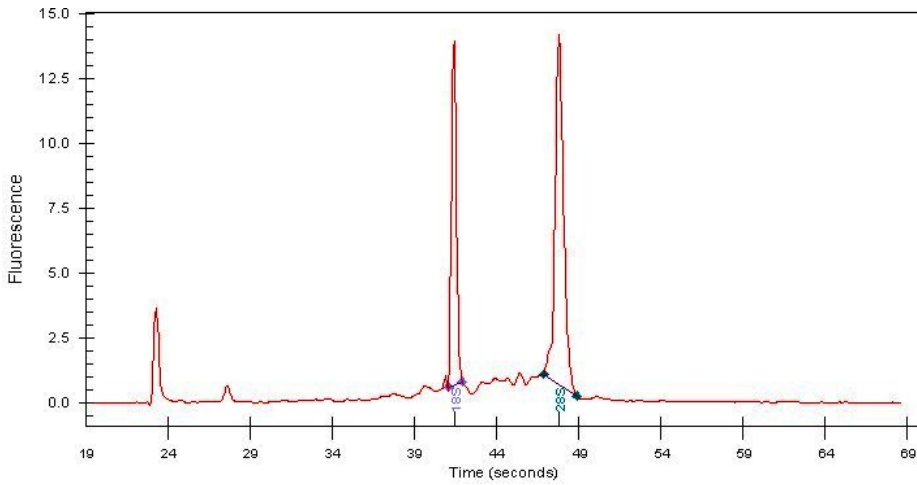
4x Image



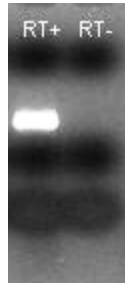
20x Image



RNA Gel Image



RNA Electropherogram Image



RNA RT-PCR Image