

Product datasheet for CR560018

Tissue Total RNA, Skin

Product data:

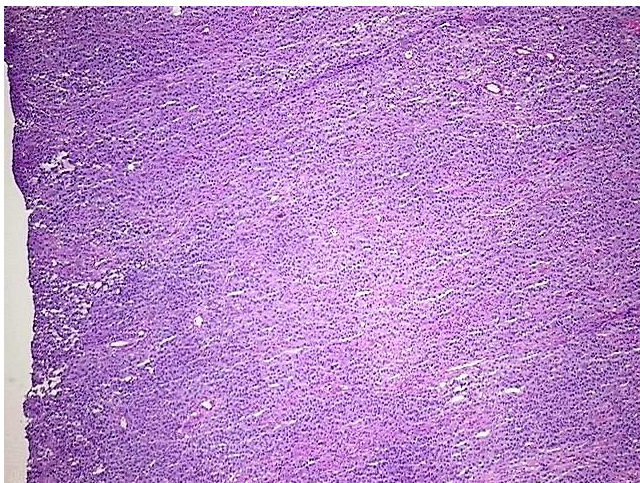
Product Type:	Total RNA
Disease State:	Cancer
Diagnosis Category:	Melanoma
Tissue:	Skin
Frozen Sample ID:	FR0000515A
Case ID:	CI0000000126
Prep:	1
Vial ID:	RN0000125D
Tissue of Origin:	Skin
Site of Finding:	Skin
Appearance:	Tumor
Sample Diagnosis (from Pathology Verification):	Malignant melanoma, metastatic
Normal:	10%
Lesional:	0%
Tumor:	75%
Tumor Hypo/Acellular Stroma:	5%
Tumor Hypercellular Stroma:	0%
Necrosis:	10%
Pathology Verification notes from H&E review:	tumor stroma: prominent lymphoplasmacytic infiltrate
Bioanalyzer Ratio (28S/18S):	1.41



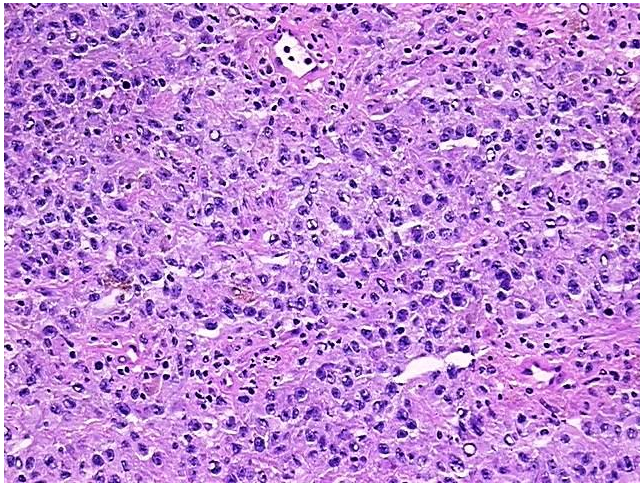
[View online »](#)

CASE Diagnosis (from medical center path report):	Malignant melanoma, metastatic
Age:	61
Gender:	Male
Race:	White or Caucasian
Tumor Grade:	Not Reported
Minimum Stage Grouping:	IV
T (Extent of Primary Tumor):	TX
N (Lymph node metastasis):	NX
M (Distant metastasis):	M1b
Storage:	Store tissue total RNA at -80°C.
Stability:	These products are stable for one year from date of shipping when stored at -80°C without repeated freeze/thaws.


Product images:



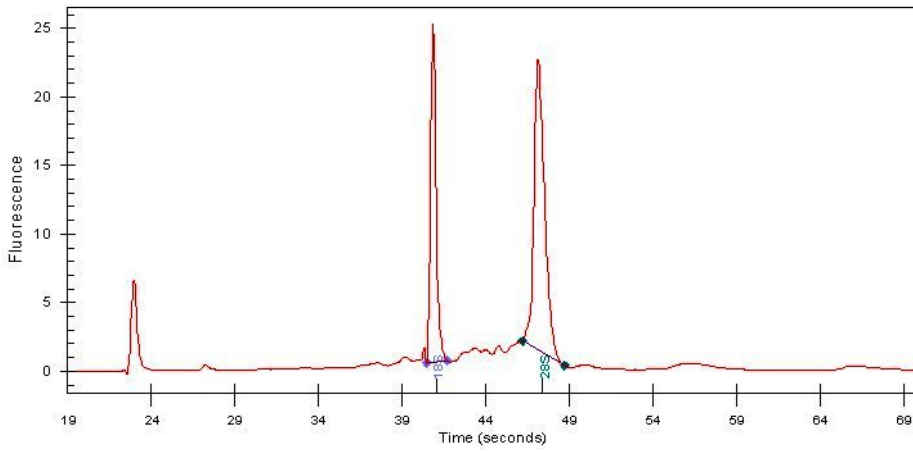
4x Image



20x Image



RNA Gel Image



RNA Electropherogram Image



RNA RT-PCR Image