

Product datasheet for CR560017

Tissue Total RNA, Endometrium

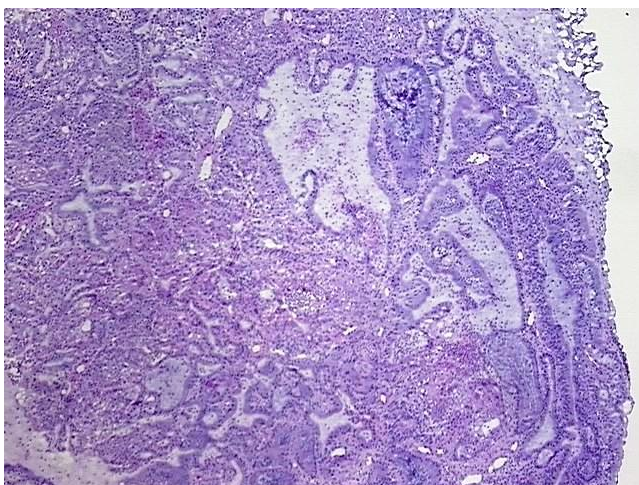
Product data:

Product Type:	Total RNA
Disease State:	Cancer
Diagnosis Category:	Endometrial Cancer
Tissue:	Endometrium
Frozen Sample ID:	FR5B33B676
Case ID:	CI0000009804
Prep:	1
Vial ID:	RN00003A00
Tissue of Origin:	Endometrium
Site of Finding:	Endometrium
Appearance:	Tumor
Sample Diagnosis (from Pathology Verification):	Adenocarcinoma of endometrium, endometrioid, mucinous
Normal:	0%
Lesional:	0%
Tumor:	60%
Tumor Hypo/Acellular Stroma:	10%
Tumor Hypercellular Stroma:	20%
Necrosis:	10%
Pathology Verification notes from H&E review:	Tumor: with focal squamous differentiation and no invasion into myometrium
Bioanalyzer Ratio (28S/18S):	1.31

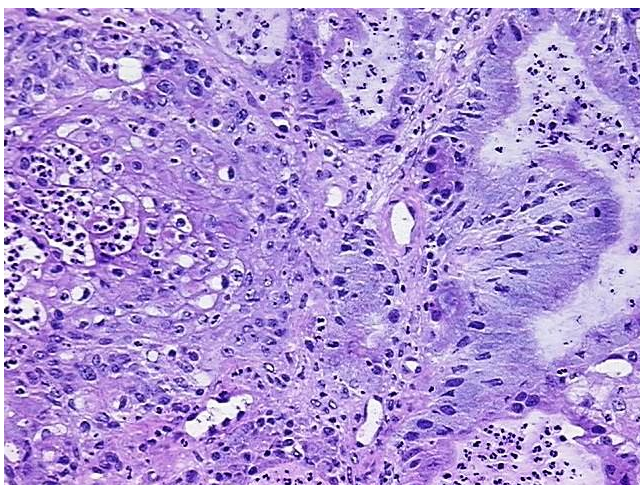

[View online »](#)

CASE Diagnosis (from medical center path report):	Adenocarcinoma of endometrium, endometrioid, mucinous
Age:	55
Gender:	Female
Race:	White or Caucasian
Tumor Grade:	FIGO G2: Moderately differentiated
Minimum Stage Grouping:	IA
T (Extent of Primary Tumor):	T1a
N (Lymph node metastasis):	NX
M (Distant metastasis):	MX
Storage:	Store tissue total RNA at -80°C.
Stability:	These products are stable for one year from date of shipping when stored at -80°C without repeated freeze/thaws.

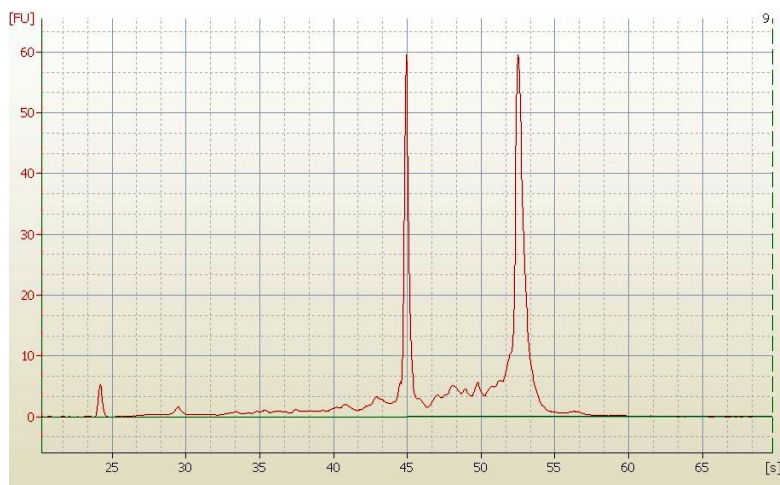
Product images:



4x Image



20x Image



RNA Electropherogram Image



RNA RT-PCR Image