

## Product datasheet for CR559685

### Tissue Total RNA, Skin

#### Product data:

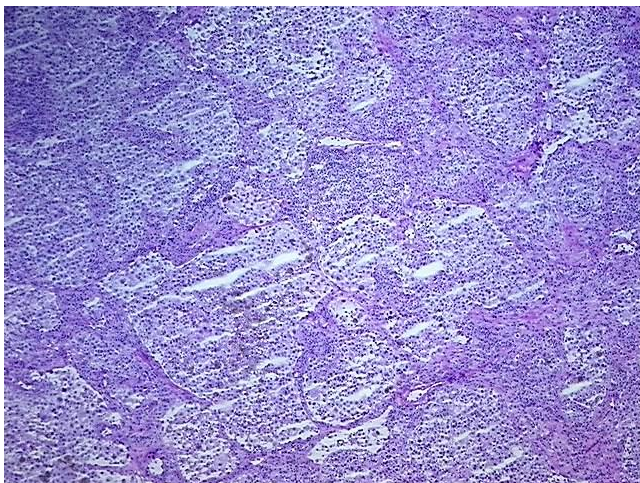
Product Type:	Total RNA
Disease State:	Cancer
Diagnosis Category:	Melanoma
Tissue:	Skin
Frozen Sample ID:	FR000064B0
Case ID:	CI0000000304
Prep:	2
Vial ID:	RN00003065
Tissue of Origin:	Skin
Site of Finding:	Lung
Appearance:	Tumor
Sample Diagnosis (from Pathology Verification):	Malignant melanoma, metastatic
Normal:	5%
Lesional:	0%
Tumor:	80%
Tumor Hypo/Acellular Stroma:	0%
Tumor Hypercellular Stroma:	10%
Necrosis:	5%
Pathology Verification notes from H&E review:	Inflammation: Moderate Lymphoplasmacytic infiltrate
Bioanalyzer Ratio (28S/18S):	1.62



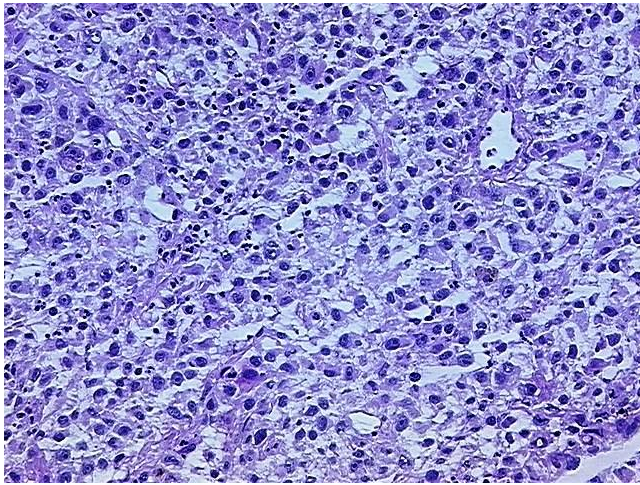
[View online »](#)

CASE Diagnosis (from medical center path report):	Malignant melanoma, metastatic
Age:	61
Gender:	Male
Race:	White or Caucasian
Tumor Grade:	Not Reported
Minimum Stage Grouping:	IV
T (Extent of Primary Tumor):	TX
N (Lymph node metastasis):	NX
M (Distant metastasis):	M1b
Storage:	Store tissue total RNA at -80°C.
Stability:	These products are stable for one year from date of shipping when stored at -80°C without repeated freeze/thaws.

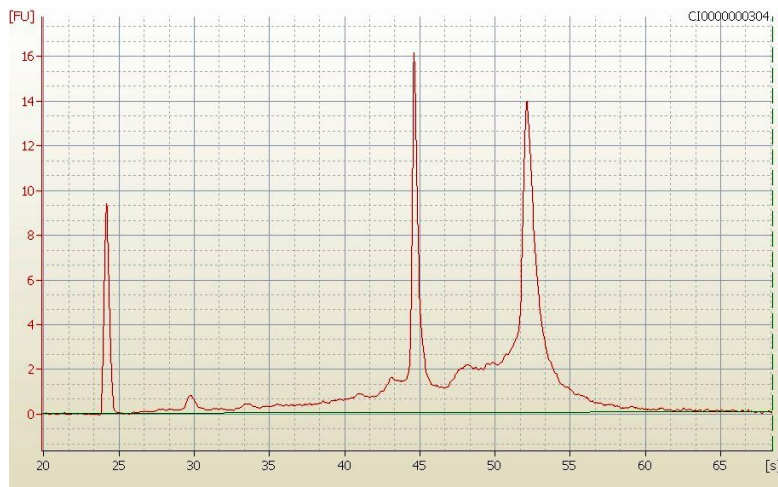
### Product images:



4x Image



20x Image



RNA Electropherogram Image



RNA RT-PCR Image