

Product datasheet for CR559628

Tissue Total RNA, Skin

Product data:

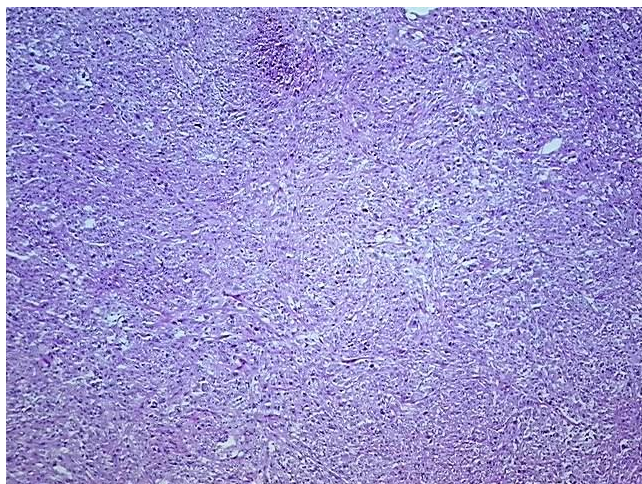
Product Type:	Total RNA
Disease State:	Cancer
Diagnosis Category:	Melanoma
Tissue:	Skin
Frozen Sample ID:	FR00005A81
Case ID:	CI0000000241
Prep:	3
Vial ID:	RN00003063
Tissue of Origin:	Skin
Site of Finding:	Soft tissue
Appearance:	Tumor
Sample Diagnosis (from Pathology Verification):	Malignant melanoma, recurrent
Normal:	0%
Lesional:	0%
Tumor:	95%
Tumor Hypo/Acellular Stroma:	0%
Tumor Hypercellular Stroma:	4%
Necrosis:	1%
Pathology Verification notes from H&E review:	Inflammation: Mild Lymphoplasmacytic infiltrate
Bioanalyzer Ratio (28S/18S):	1.65



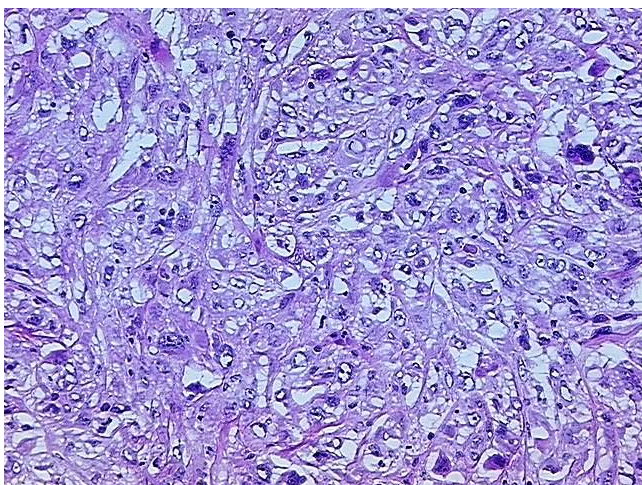
[View online »](#)

CASE Diagnosis (from medical center path report):	Malignant melanoma, recurrent
Age:	41
Gender:	Male
Race:	White or Caucasian
Tumor Grade:	Not Reported
Minimum Stage Grouping:	IIIA
T (Extent of Primary Tumor):	TX
N (Lymph node metastasis):	N1
M (Distant metastasis):	MX
Diagnostic Test Results:	MART-1 ~ Melanoma Marker ~ Melan-A,Negative; S100 protein,Positive; Cytokeratin CAM5.2 ~ CAM5.2 ! by IHC,Negative
Storage:	Store tissue total RNA at -80°C.
Stability:	These products are stable for one year from date of shipping when stored at -80°C without repeated freeze/thaws.

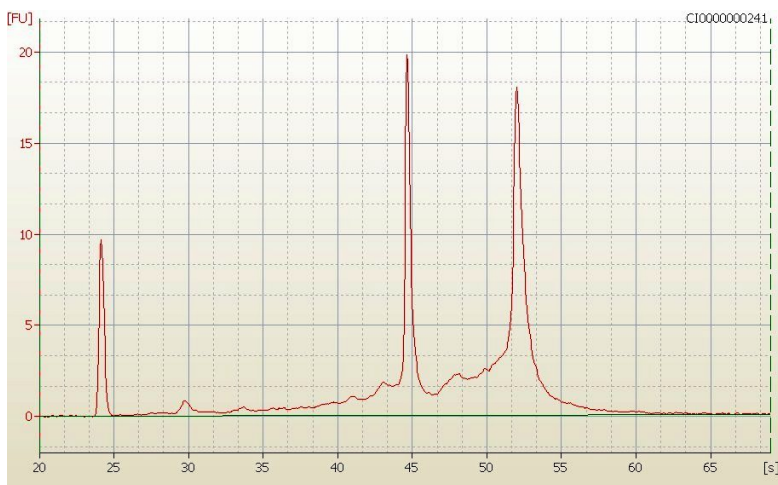
Product images:



4x Image



20x Image



RNA Electropherogram Image



RNA RT-PCR Image