

## Product datasheet for CR559158

### Tissue Total RNA, Uterus

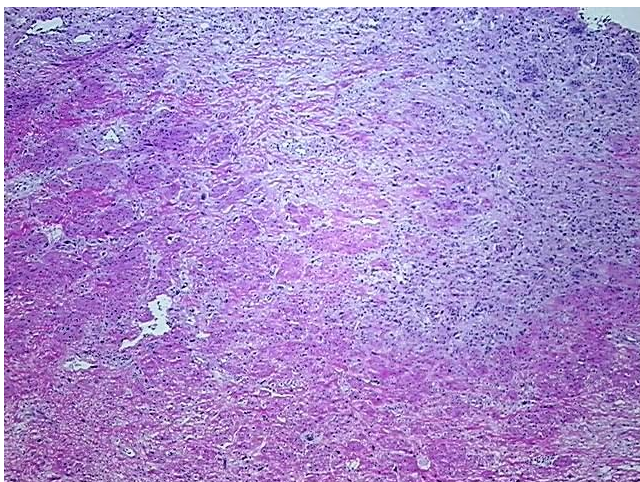
#### Product data:

|   |   |
|---|---|
| Product Type:                                   | Total RNA   |
| Disease State:                                  | Cancer  |
| Diagnosis Category:                             | Sarcoma   |
| Tissue:   | Smooth muscle   |
| Frozen Sample ID:                               | FR00025B86  |
| Case ID:  | CI0000007754  |
| Prep:   | 1   |
| Vial ID:  | RN00003238  |
| Tissue of Origin:                               | Uterus  |
| Site of Finding:                                | Pelvic wall   |
| Appearance:                                     | Tumor   |
| Sample Diagnosis (from Pathology Verification): | Leiomyosarcoma, metastatic  |
| Normal:   | 0%  |
| Lesional:                                       | 0%  |
| Tumor:  | 70%   |
| Tumor Hypo/Acellular Stroma:                    | 0%  |
| Tumor Hypercellular Stroma:                     | 30%   |
| Necrosis:                                       | 0%  |
| Pathology Verification notes from H&E review:   | Patient with uterine and retroperitoneal leiomyosarcoma; retroperitoneal tumor has osteosarcomatous elements, and possibly represents a separate primary tumor (vs. metastasis from uterus) |
| Bioanalyzer Ratio (28S/18S):                    | 1   |

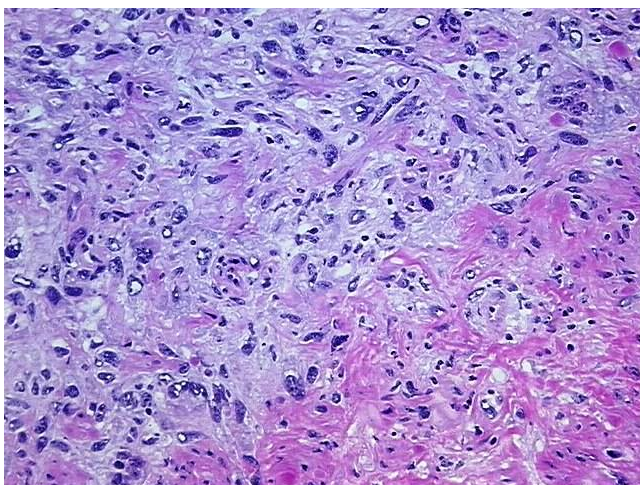

[View online »](#)

|  |   |
|--|---|
| <b>CASE Diagnosis (from medical center path report):</b> | Leiomyosarcoma  |
| <b>Age:</b>  | 55  |
| <b>Gender:</b>   | Female  |
| <b>Race:</b>   | White or Caucasian  |
| <b>Tumor Grade:</b>                                      | Not Reported  |
| <b>Minimum Stage Grouping:</b>                           | IV  |
| <b>T (Extent of Primary Tumor):</b>                      | T1  |
| <b>N (Lymph node metastasis):</b>                        | N0  |
| <b>M (Distant metastasis):</b>                           | M1  |
| <b>Diagnostic Test Results:</b>                          | Smooth muscle actin ~ SMA ~ Alpha-SMA ! by IHC,Positive; Desmin ! by IHC,Positive; CD117 ~ C-kit ~ SCFR ! by IHC,Positive |
| <b>Storage:</b>  | Store tissue total RNA at -80°C.  |
| <b>Stability:</b>  | These products are stable for one year from date of shipping when stored at -80°C without repeated freeze/thaws.          |

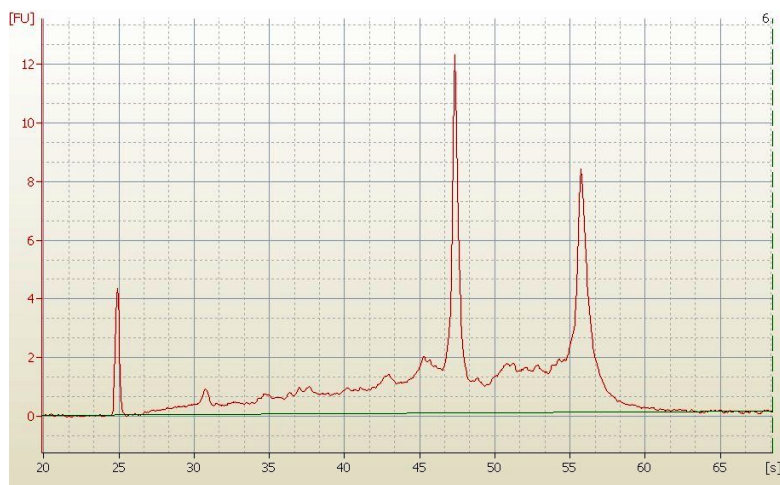
### Product images:



4x Image



20x Image



RNA Electropherogram Image