

Product datasheet for **CF811842**

PCSK9 Mouse Monoclonal Antibody [Clone ID: OTI8C12]

Product data:

Product Type:	Primary Antibodies
Clone Name:	OTI8C12
Applications:	WB
Recommended Dilution:	WB 1:500
Reactivity:	Human
Host:	Mouse
Isotype:	IgG1
Clonality:	Monoclonal
Immunogen:	Human recombinant protein fragment corresponding to amino acids 153-692 of human PCSK9 (NP_777596) produced in E.coli.
Formulation:	Lyophilized powder (original buffer 1X PBS, pH 7.3, 8% trehalose)
Reconstitution Method:	For reconstitution, we recommend adding 100uL distilled water to a final antibody concentration of about 1 mg/mL. To use this carrier-free antibody for conjugation experiment, we strongly recommend performing another round of desalting process. (OriGene recommends Zeba Spin Desalting Columns, 7KMWCO from Thermo Scientific)
Purification:	Purified from mouse ascites fluids or tissue culture supernatant by affinity chromatography (protein A/G)
Conjugation:	Unconjugated
Storage:	Store at -20°C as received.
Stability:	Stable for 12 months from date of receipt.
Predicted Protein Size:	71 kDa
Gene Name:	proprotein convertase subtilisin/kexin type 9
Database Link:	NP_777596 Entrez Gene 255738 Human Q8NBP7



[View online »](#)

Background:

This gene encodes a member of the subtilisin-like proprotein convertase family, which includes proteases that process protein and peptide precursors trafficking through regulated or constitutive branches of the secretory pathway. The encoded protein undergoes an autocatalytic processing event with its prosegment in the ER and is constitutively secreted as an inactive protease into the extracellular matrix and trans-Golgi network. It is expressed in liver, intestine and kidney tissues and escorts specific receptors for lysosomal degradation. It plays a role in cholesterol and fatty acid metabolism. Mutations in this gene have been associated with autosomal dominant familial hypercholesterolemia. Alternative splicing results in multiple transcript variants. [provided by RefSeq, Feb 2014]


Synonyms:

FH3; HCHOLA3; LDLCQ1; NARC-1; NARC1; PC9

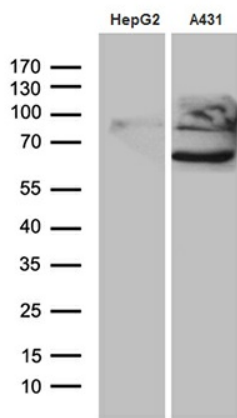
Protein Families:

Secreted Protein

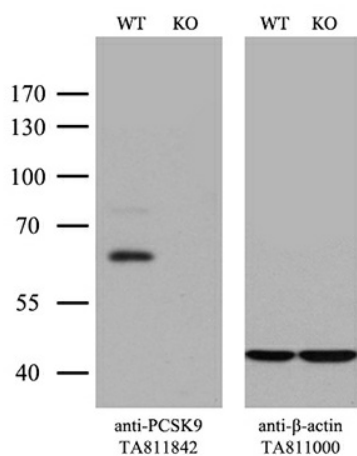
Product images:



HEK293T cells were transfected with the pCMV6-ENTRY control (Left lane) or pCMV6-ENTRY PCSK9 ([RC220000], Right lane) cDNA for 48 hrs and lysed. Equivalent amounts of cell lysates (5 ug per lane) were separated by SDS-PAGE and immunoblotted with anti-PCSK9 (1:500). Positive lysates [LY403563] (100ug) and [LC403563] (20ug) can be purchased separately from OriGene.



Western blot analysis of extracts (35ug) from 2 different cell lines by using anti-PCSK9 monoclonal antibody (1:500).



Equivalent amounts of cell lysates (10 ug per lane) of wild-type HeLa cells (WT, Cat# LC810HELA) and PCSK9-Knockout HeLa cells (KO, Cat# [LC810408]) were separated by SDS-PAGE and immunoblotted with anti-PCSK9 monoclonal antibody [TA811842]. Then the blotted membrane was stripped and reprobed with anti-beta-actin antibody ([TA811000]) as a loading control (1:500).