

Product datasheet for **CF810354**

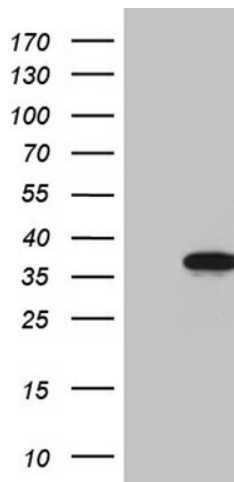
FBXO6 Mouse Monoclonal Antibody [Clone ID: OTI7A10]

Product data:

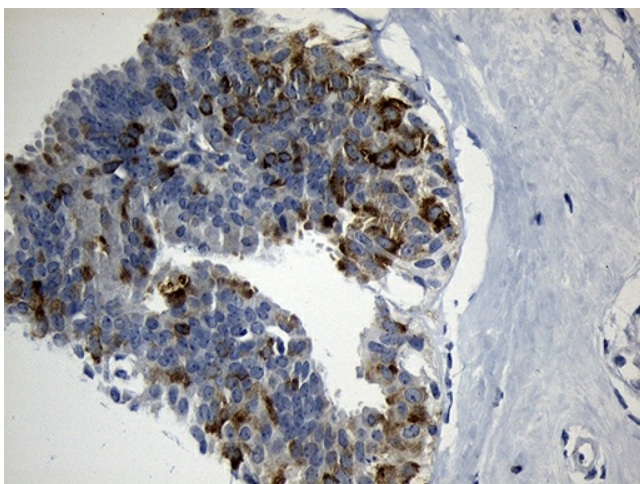
Product Type:	Primary Antibodies
Clone Name:	OTI7A10
Applications:	IHC, WB
Recommended Dilution:	WB 1:2000, IHC 1:150
Reactivity:	Human
Host:	Mouse
Isotype:	IgG2b
Clonality:	Monoclonal
Immunogen:	Full length human recombinant protein of human FBXO6 (NP_060908) produced in E.coli.
Formulation:	Lyophilized powder (original buffer 1X PBS, pH 7.3, 8% trehalose)
Reconstitution Method:	For reconstitution, we recommend adding 100uL distilled water to a final antibody concentration of about 1 mg/mL. To use this carrier-free antibody for conjugation experiment, we strongly recommend performing another round of desalting process. (OriGene recommends Zeba Spin Desalting Columns, 7KMWCO from Thermo Scientific)
Purification:	Purified from mouse ascites fluids or tissue culture supernatant by affinity chromatography (protein A/G)
Conjugation:	Unconjugated
Storage:	Store at -20°C as received.
Stability:	Stable for 12 months from date of receipt.
Predicted Protein Size:	33.8 kDa
Gene Name:	F-box protein 6
Database Link:	NP_060908 Entrez Gene 26270 Human Q9NRD1
Synonyms:	FBG2; FBS2; FBX6; Fbx6b
Protein Families:	Druggable Genome



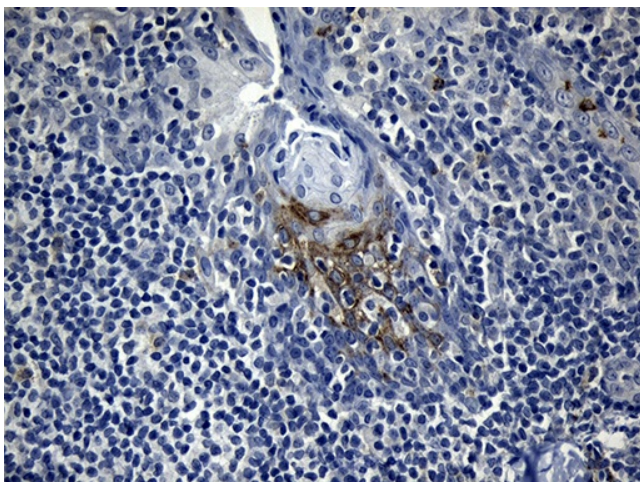
[View online »](#)

Product images:

HEK293T cells were transfected with the pCMV6-ENTRY control (Left lane) or pCMV6-ENTRY FBXO6 ([RC205063], Right lane) cDNA for 48 hrs and lysed. Equivalent amounts of cell lysates (5 ug per lane) were separated by SDS-PAGE and immunoblotted with anti-FBXO6 (1:2000). Positive lysates [LY412992] (100ug) and [LC412992] (20ug) can be purchased separately from OriGene.



Immunohistochemical staining of paraffin-embedded Human breast tissue within the normal limits using anti-FBXO6 mouse monoclonal antibody. (Heat-induced epitope retrieval by 1mM EDTA in 10mM Tris buffer (pH8.5) at 120°C for 3min, [TA810354]) (1:150)



Immunohistochemical staining of paraffin-embedded Human tonsil within the normal limits using anti-FBXO6 mouse monoclonal antibody. (Heat-induced epitope retrieval by 1mM EDTA in 10mM Tris buffer (pH8.5) at 120°C for 3min, [TA810354]) (1:150)

