

## Product datasheet for **CF809532**

### TRMT12 Mouse Monoclonal Antibody [Clone ID: OTI1C9]

#### Product data:

Product Type:	Primary Antibodies
Clone Name:	OTI1C9
Applications:	IHC, WB
Recommended Dilution:	WB 1:2000, IHC 1:500
Reactivity:	Human
Host:	Mouse
Isotype:	IgG2a
Clonality:	Monoclonal
Immunogen:	Full length human recombinant protein of human TRMT12 (NP_060426) produced in E.coli.
Formulation:	Lyophilized powder (original buffer 1X PBS, pH 7.3, 8% trehalose)
Reconstitution Method:	For reconstitution, we recommend adding 100uL distilled water to a final antibody concentration of about 1 mg/mL. To use this carrier-free antibody for conjugation experiment, we strongly recommend performing another round of desalting process. (OriGene recommends Zeba Spin Desalting Columns, 7KMWCO from Thermo Scientific)
Purification:	Purified from mouse ascites fluids or tissue culture supernatant by affinity chromatography (protein A/G)
Conjugation:	Unconjugated
Storage:	Store at -20°C as received.
Stability:	Stable for 12 months from date of receipt.
Predicted Protein Size:	50.1 kDa
Gene Name:	tRNA methyltransferase 12 homolog
Database Link:	<a href="#">NP_060426</a> <a href="#">Entrez Gene 55039 Human</a> <a href="#">Q53H54</a>

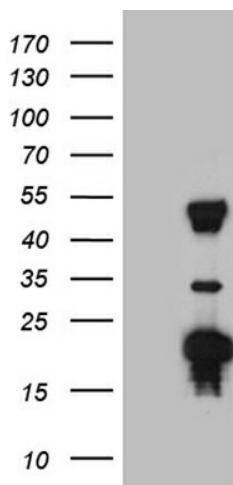
[View online »](#)

**Background:**

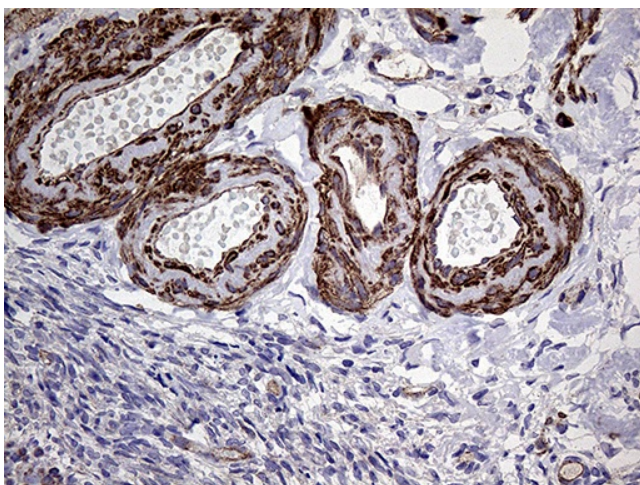
Wybutosine (yW) is a hypermodified guanosine at the 3-prime position adjacent to the anticodon of phenylalanine tRNA that stabilizes codon-anticodon interactions during decoding on the ribosome. TRMT12 is the human homolog of a yeast gene essential for yW synthesis (Noma and Suzuki, 2006). [supplied by OMIM, Mar 2008]. **COMPLETENESS:** complete on the 3' end.

**Synonyms:**

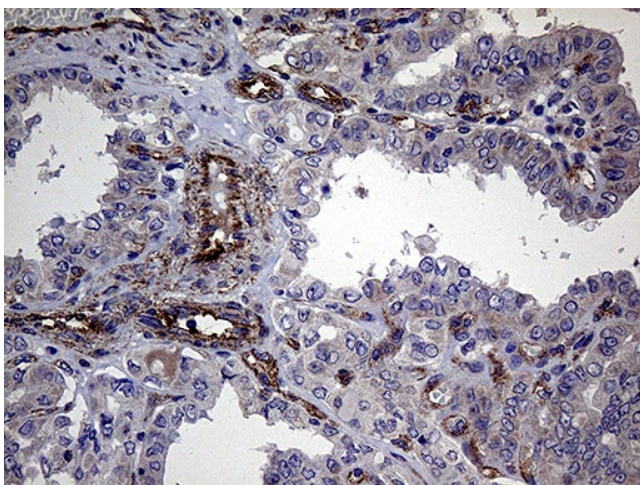
TRM12; TYW2

**Product images:**


HEK293T cells were transfected with the pCMV6-ENTRY control (Left lane) or pCMV6-ENTRY TRMT12 ([RC203982], Right lane) cDNA for 48 hrs and lysed. Equivalent amounts of cell lysates (5 ug per lane) were separated by SDS-PAGE and immunoblotted with anti-TRMT12 (1:2000). Positive lysates [LY402634] (100ug) and [LC402634] (20ug) can be purchased separately from OriGene.



Immunohistochemical staining of paraffin-embedded Human Ovary tissue within the normal limits using anti-TRMT12 mouse monoclonal antibody. (Heat-induced epitope retrieval by 1mM EDTA in 10mM Tris buffer (pH8.5) at 120°C for 3min, [TA809532]) (1:500)



Immunohistochemical staining of paraffin-embedded Carcinoma of Human thyroid tissue using anti-TRMT12 mouse monoclonal antibody. (Heat-induced epitope retrieval by 1mM EDTA in 10mM Tris buffer (pH8.5) at 120°C for 3min, [TA809532]) (1:500)