

Product datasheet for **CF807667**

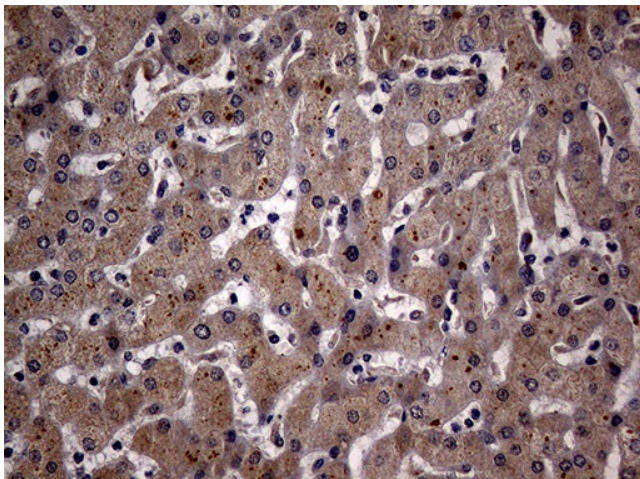
KCTD9 Mouse Monoclonal Antibody [Clone ID: OTI5G4]

Product data:

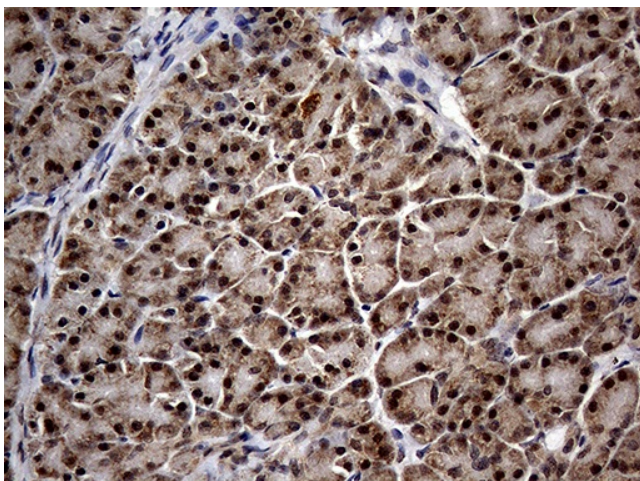
Product Type:	Primary Antibodies
Clone Name:	OTI5G4
Applications:	IHC
Recommended Dilution:	IHC 1:150
Reactivity:	Human, Mouse, Rat
Host:	Mouse
Isotype:	IgG2a
Clonality:	Monoclonal
Immunogen:	Human recombinant protein fragment corresponding to amino acids 1-223 of human KCTD9(NP_060104) produced in E.coli.
Formulation:	Lyophilized powder (original buffer 1X PBS, pH 7.3, 8% trehalose)
Reconstitution Method:	For reconstitution, we recommend adding 100uL distilled water to a final antibody concentration of about 1 mg/mL. To use this carrier-free antibody for conjugation experiment, we strongly recommend performing another round of desalting process. (OriGene recommends Zeba Spin Desalting Columns, 7KMWCO from Thermo Scientific)
Purification:	Purified from mouse ascites fluids or tissue culture supernatant by affinity chromatography (protein A/G)
Conjugation:	Unconjugated
Storage:	Store at -20°C as received.
Stability:	Stable for 12 months from date of receipt.
Predicted Protein Size:	42.4 kDa
Gene Name:	potassium channel tetramerization domain containing 9
Database Link:	NP_060104 Entrez Gene 105440 MouseEntrez Gene 364410 RatEntrez Gene 54793 Human Q7L273
Synonyms:	BTBD27



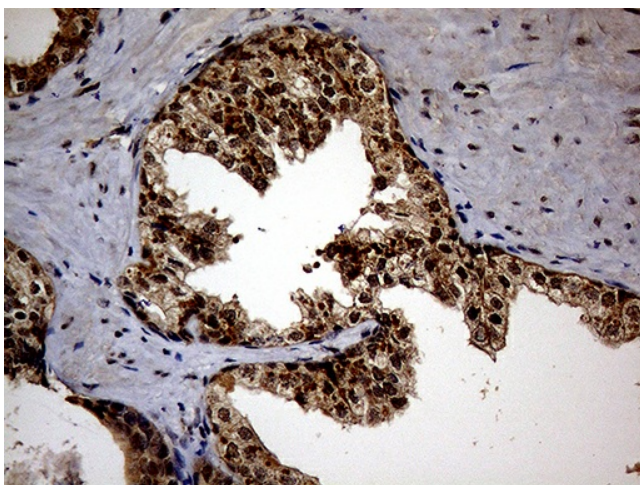
[View online »](#)

Product images:

Immunohistochemical staining of paraffin-embedded Human liver tissue within the normal limits using anti-KCTD9 mouse monoclonal antibody. (Heat-induced epitope retrieval by 1mM EDTA in 10mM Tris buffer (pH8.5) at 120°C for 3min, [TA807667]) (1:150)



Immunohistochemical staining of paraffin-embedded Human pancreas tissue within the normal limits using anti-KCTD9 mouse monoclonal antibody. (Heat-induced epitope retrieval by 1mM EDTA in 10mM Tris buffer (pH8.5) at 120°C for 3min, [TA807667]) (1:150)



Immunohistochemical staining of paraffin-embedded Carcinoma of Human prostate tissue using anti-KCTD9 mouse monoclonal antibody. (Heat-induced epitope retrieval by 1mM EDTA in 10mM Tris buffer (pH8.5) at 120°C for 3min, [TA807667]) (1:150)