

Product datasheet for **CF806598**


GABA A Receptor alpha 5 (GABRA5) Mouse Monoclonal Antibody [Clone ID: OTI1G5]

Product data:

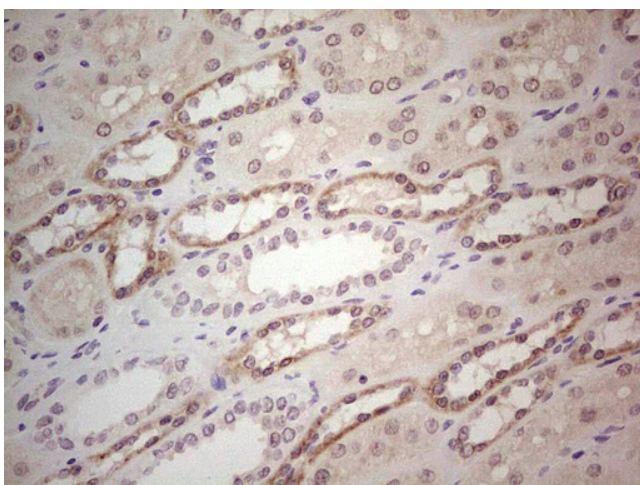
Product Type:	Primary Antibodies
Clone Name:	OTI1G5
Applications:	IHC, WB
Recommended Dilution:	WB 1:2000
Reactivity:	Human, Mouse, Rat
Host:	Mouse
Isotype:	IgG1
Clonality:	Monoclonal
Immunogen:	Human recombinant protein fragment corresponding to amino acids 32-259 of human GABRA5(NP_000801) produced in E.coli.
Formulation:	Lyophilized powder (original buffer 1X PBS, pH 7.3, 8% trehalose)
Reconstitution Method:	For reconstitution, we recommend adding 100uL distilled water to a final antibody concentration of about 1 mg/mL. To use this carrier-free antibody for conjugation experiment, we strongly recommend performing another round of desalting process. (OriGene recommends Zeba Spin Desalting Columns, 7KMWCO from Thermo Scientific)
Purification:	Purified from mouse ascites fluids or tissue culture supernatant by affinity chromatography (protein A/G)
Conjugation:	Unconjugated
Storage:	Store at -20°C as received.
Stability:	Stable for 12 months from date of receipt.
Gene Name:	gamma-aminobutyric acid type A receptor subunit alpha5
Database Link:	NP_000801 Entrez Gene 29707 Rat Entrez Gene 110886 Mouse Entrez Gene 2558 Human P31644
Synonyms:	MGC138184
Protein Families:	Druggable Genome, Ion Channels: Cys-loop Receptors, Transmembrane
Protein Pathways:	Neuroactive ligand-receptor interaction



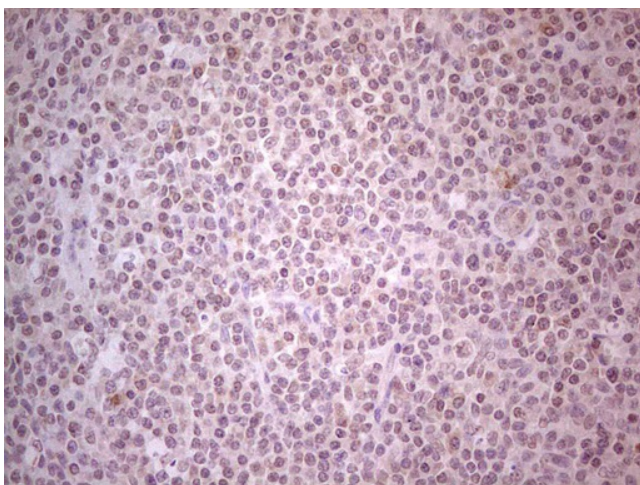
[View online »](#)

Product images:

HEK293T cells were transfected with the pCMV6-ENTRY control (Left lane) or pCMV6-ENTRY GABRA5 ([RC216541], Right lane) cDNA for 48 hrs and lysed. Equivalent amounts of cell lysates (5 ug per lane) were separated by SDS-PAGE and immunoblotted with anti-GABRA5. Positive lysates [LY400284] (100ug) and [LC400284] (20ug) can be purchased separately from OriGene.



Immunohistochemical staining of paraffin-embedded Human Kidney tissue within the normal limits using anti-GABRA5 mouse monoclonal antibody. (Heat-induced epitope retrieval by Tris-EDTA, pH8.0, [TA806598]) Dilution: 1:150



Immunohistochemical staining of paraffin-embedded Human tonsil within the normal limits using anti-GABRA5 mouse monoclonal antibody. (Heat-induced epitope retrieval by Tris-EDTA, pH8.0, [TA806598]) Dilution: 1:150