

Product datasheet for **CF805930**

MTOR Mouse Monoclonal Antibody [Clone ID: OTI4A7]

Product data:

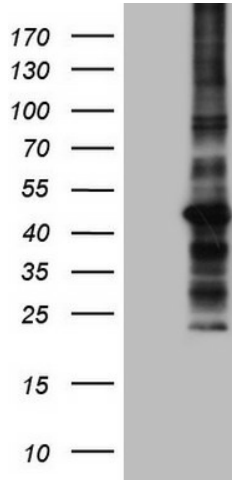
Product Type:	Primary Antibodies
Clone Name:	OTI4A7
Applications:	IHC, WB
Recommended Dilution:	WB 1:2000
Reactivity:	Human, Mouse, Rat
Host:	Mouse
Isotype:	IgG1
Clonality:	Monoclonal
Immunogen:	Human recombinant protein fragment corresponding to amino acids 1766-2144 of human MTOR(NP_004949) produced in E.coli.
Formulation:	Lyophilized powder (original buffer 1X PBS, pH 7.3, 8% trehalose)
Reconstitution Method:	For reconstitution, we recommend adding 100uL distilled water to a final antibody concentration of about 1 mg/mL. To use this carrier-free antibody for conjugation experiment, we strongly recommend performing another round of desalting process. (OriGene recommends Zeba Spin Desalting Columns, 7KMWCO from Thermo Scientific)
Purification:	Purified from mouse ascites fluids or tissue culture supernatant by affinity chromatography (protein A/G)
Conjugation:	Unconjugated
Storage:	Store at -20°C as received.
Stability:	Stable for 12 months from date of receipt.
Predicted Protein Size:	288.7 kDa
Gene Name:	mechanistic target of rapamycin kinase
Database Link:	NP_004949 Entrez Gene 56717 Mouse Entrez Gene 56718 Rat Entrez Gene 2475 Human P42345
Synonyms:	FRAP; FRAP1; FRAP2; RAFT1; RAPT1; SKS
Protein Families:	Druggable Genome, Protein Kinase



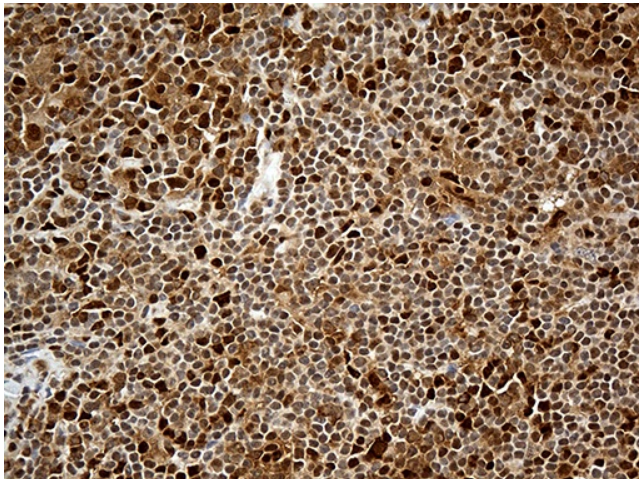
[View online »](#)

Protein Pathways:

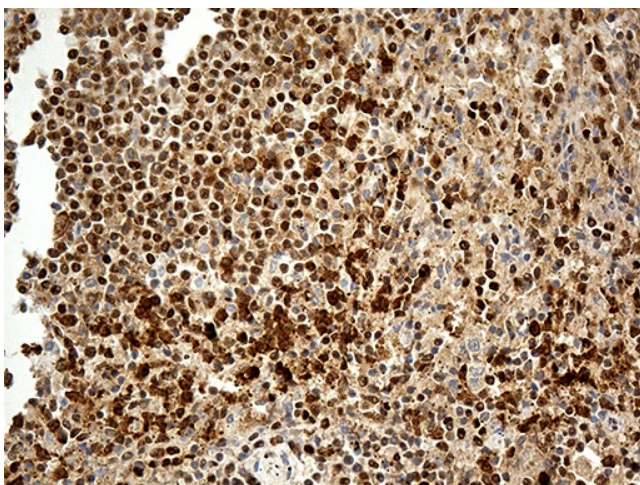
Acute myeloid leukemia, Adipocytokine signaling pathway, ErbB signaling pathway, Glioma, Insulin signaling pathway, mTOR signaling pathway, Pathways in cancer, Prostate cancer, Type II diabetes mellitus

Product images:


Human recombinant protein fragment corresponding to amino acids 1766-2144 of human MTOR (NP_004949) produced in E.coli.



Immunohistochemical staining of paraffin-embedded Human lymphoma tissue using anti-MTOR mouse monoclonal antibody. Heat-induced epitope retrieval by EDTA solution buffer pH 8.0 at 120°C for 3 min.



Immunohistochemical staining of paraffin-embedded Human spleen tissue within the normal limits using anti-MTOR mouse monoclonal antibody. Heat-induced epitope retrieval by EDTA solution buffer pH 8.0 at 120°C for 3 min.