

## Product datasheet for **CF805288**

### Constitutive androstane receptor (NR1I3) Mouse Monoclonal Antibody [Clone ID: OTI2H10]

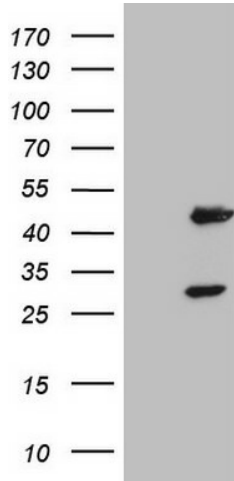
#### Product data:

Product Type:	Primary Antibodies
Clone Name:	OTI2H10
Applications:	IHC, WB
Recommended Dilution:	WB 1:2000
Reactivity:	Human
Host:	Mouse
Isotype:	IgG2a
Clonality:	Monoclonal
Immunogen:	Human recombinant protein fragment corresponding to amino acids 1-236 of human NR1I3 (NP_001070950) produced in E.coli.
Formulation:	Lyophilized powder (original buffer 1X PBS, pH 7.3, 8% trehalose)
Reconstitution Method:	For reconstitution, we recommend adding 100uL distilled water to a final antibody concentration of about 1 mg/mL. To use this carrier-free antibody for conjugation experiment, we strongly recommend performing another round of desalting process. (OriGene recommends Zeba Spin Desalting Columns, 7KMWCO from Thermo Scientific)
Purification:	Purified from mouse ascites fluids or tissue culture supernatant by affinity chromatography (protein A/G)
Conjugation:	Unconjugated
Storage:	Store at -20°C as received.
Stability:	Stable for 12 months from date of receipt.
Gene Name:	nuclear receptor subfamily 1 group I member 3
Database Link:	<a href="#">NP_001070950</a> <a href="#">Entrez Gene 9970 Human Q14994</a>
Synonyms:	CAR; CAR1; MB67
Protein Families:	Druggable Genome, Nuclear Hormone Receptor, Transcription Factors

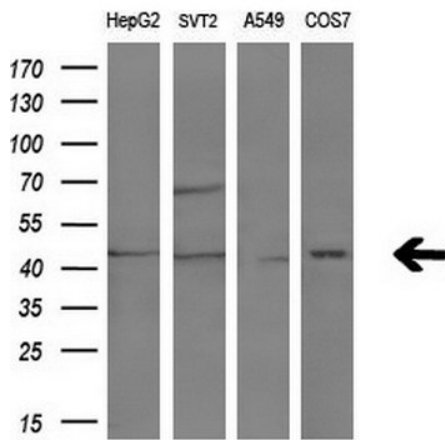


[View online »](#)

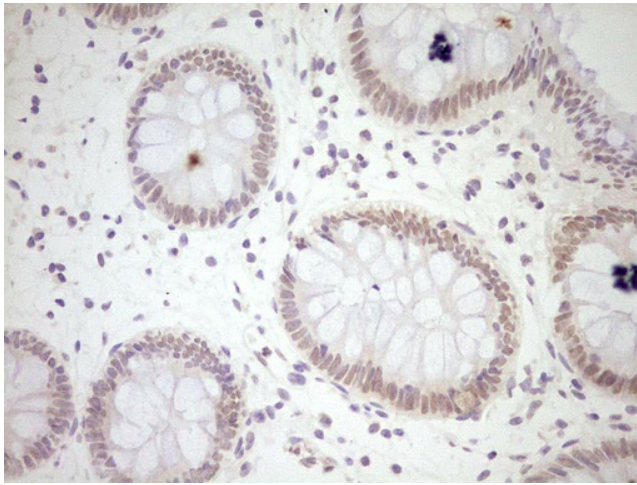
**Product images:**



HEK293T cells were transfected with the pCMV6-ENTRY control (Left lane) or pCMV6-ENTRY NR1I3 ([RC213905], Right lane) cDNA for 48 hrs and lysed. Equivalent amounts of cell lysates (5 ug per lane) were separated by SDS-PAGE and immunoblotted with anti-NR1I3. Positive lysates [LY425868] (100ug) and [LC425868] (20ug) can be purchased separately from OriGene.



Western blot analysis of extracts (10ug) from 4 different cell lines by using anti-NR1I3 monoclonal antibody (1:200).



Immunohistochemical staining of paraffin-embedded Human colon tissue within the normal limits using anti-NR1I3 mouse monoclonal antibody. (Heat-induced epitope retrieval by Tris-EDTA, pH8.0, [TA805288])  
Dilution: 1:150