

## Product datasheet for **CF805075**

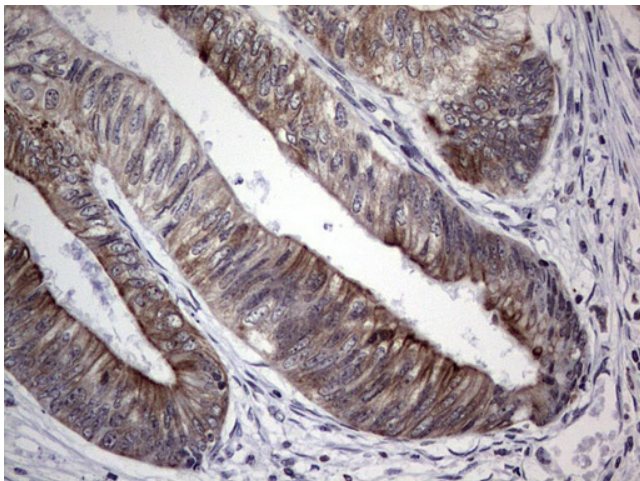
### HIP55 (DBNL) Mouse Monoclonal Antibody [Clone ID: OTI6C9]

#### Product data:

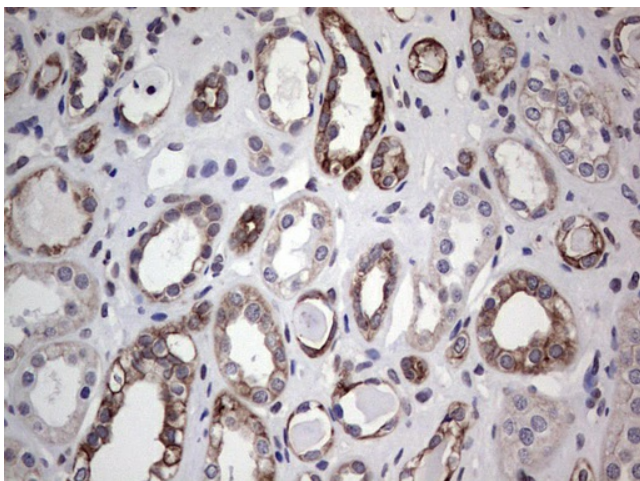
Product Type:	Primary Antibodies
Clone Name:	OTI6C9
Applications:	IHC
Recommended Dilution:	IHC 1:150
Reactivity:	Human, Mouse, Rat
Host:	Mouse
Isotype:	IgG1
Clonality:	Monoclonal
Immunogen:	Full length human recombinant protein of human DBNL (NP_054782) produced in HEK293T cell.
Formulation:	Lyophilized powder (original buffer 1X PBS, pH 7.3, 8% trehalose)
Reconstitution Method:	For reconstitution, we recommend adding 100uL distilled water to a final antibody concentration of about 1 mg/mL. To use this carrier-free antibody for conjugation experiment, we strongly recommend performing another round of desalting process. (OriGene recommends Zeba Spin Desalting Columns, 7KMWCO from Thermo Scientific)
Purification:	Purified from mouse ascites fluids or tissue culture supernatant by affinity chromatography (protein A/G)
Conjugation:	Unconjugated
Storage:	Store at -20°C as received.
Stability:	Stable for 12 months from date of receipt.
Predicted Protein Size:	48.1 kDa
Gene Name:	drebrin like
Database Link:	<a href="#">NP_054782</a> <a href="#">Entrez Gene 13169 Mouse</a> <a href="#">Entrez Gene 83527 Rat</a> <a href="#">Entrez Gene 28988 Human</a> <a href="#">Q9UJU6</a>
Synonyms:	ABP1; HIP-55; HIP55; SH3P7



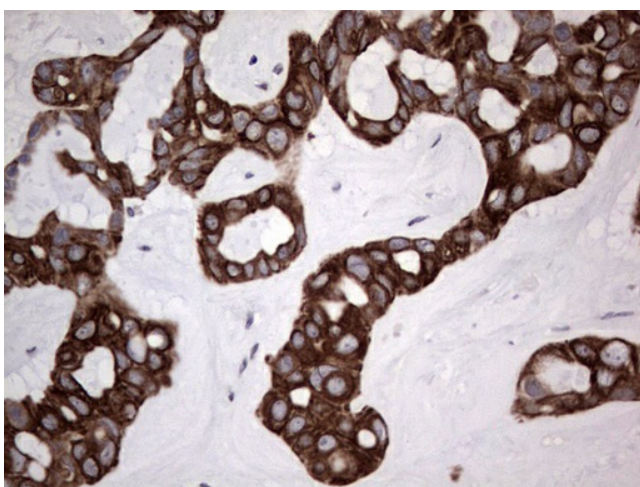
[View online »](#)

**Product images:**

Immunohistochemical staining of paraffin-embedded Adenocarcinoma of Human colon tissue using anti-DBNL mouse monoclonal antibody. (Heat-induced epitope retrieval by 1mM EDTA in 10mM Tris, pH8.5, 120°C for 3min, [TA805075])



Immunohistochemical staining of paraffin-embedded Human Kidney tissue within the normal limits using anti-DBNL mouse monoclonal antibody. (Heat-induced epitope retrieval by 1mM EDTA in 10mM Tris, pH8.5, 120°C for 3min, [TA805075])



Immunohistochemical staining of paraffin-embedded Carcinoma of Human liver tissue using anti-DBNL mouse monoclonal antibody. (Heat-induced epitope retrieval by 1mM EDTA in 10mM Tris, pH8.5, 120°C for 3min, [TA805075])