

Product datasheet for **CF804842**

MMP7 Mouse Monoclonal Antibody [Clone ID: OTI3G7]

Product data:

Product Type:	Primary Antibodies
Clone Name:	OTI3G7
Applications:	IHC
Recommended Dilution:	IHC 1:150
Reactivity:	Human
Host:	Mouse
Isotype:	IgG1
Clonality:	Monoclonal
Immunogen:	Human recombinant protein fragment corresponding to amino acids 95-267 of human MMP7 (NP_002414) produced in E.coli.
Formulation:	Lyophilized powder (original buffer 1X PBS, pH 7.3, 8% trehalose)
Reconstitution Method:	For reconstitution, we recommend adding 100uL distilled water to a final antibody concentration of about 1 mg/mL. To use this carrier-free antibody for conjugation experiment, we strongly recommend performing another round of desalting process. (OriGene recommends Zeba Spin Desalting Columns, 7KMWCO from Thermo Scientific)
Purification:	Purified from mouse ascites fluids or tissue culture supernatant by affinity chromatography (protein A/G)
Conjugation:	Unconjugated
Storage:	Store at -20°C as received.
Stability:	Stable for 12 months from date of receipt.
Predicted Protein Size:	19.1 kDa
Gene Name:	matrix metalloproteinase 7
Database Link:	NP_002414 Entrez Gene 4316 Human P09237



[View online »](#)

Background:

Proteins of the matrix metalloproteinase (MMP) family are involved in the breakdown of extracellular matrix in normal physiological processes, such as embryonic development, reproduction, and tissue remodeling, as well as in disease processes, such as arthritis and metastasis. Most MMP's are secreted as inactive proproteins which are activated when cleaved by extracellular proteinases. The enzyme encoded by this gene degrades proteoglycans, fibronectin, elastin and casein and differs from most MMP family members in that it lacks a conserved C-terminal protein domain. The enzyme is involved in wound healing, and studies in mice suggest that it regulates the activity of defensins in intestinal mucosa. The gene is part of a cluster of MMP genes which localize to chromosome 11q22.3. [provided by RefSeq, Jul 2008]

Synonyms:

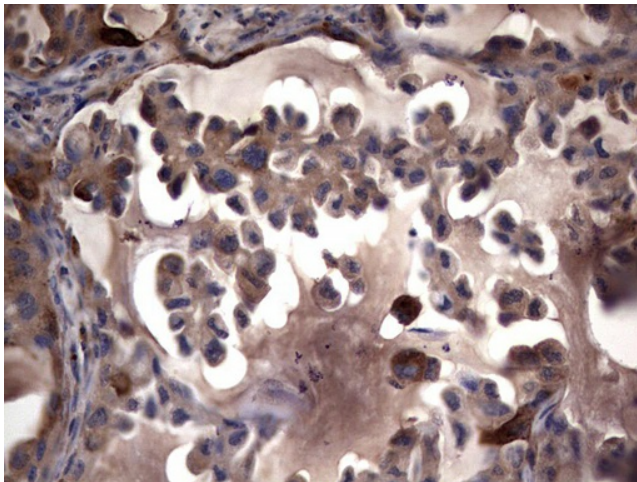
MMP-7; MPLS1; PUMP-1

Protein Families:

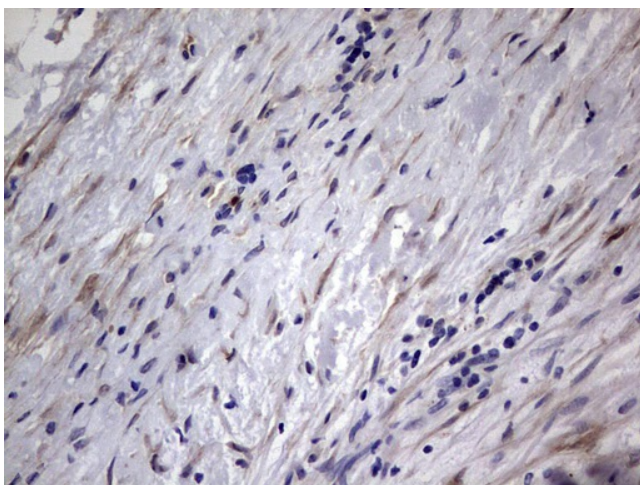
Druggable Genome, Protease

Protein Pathways:

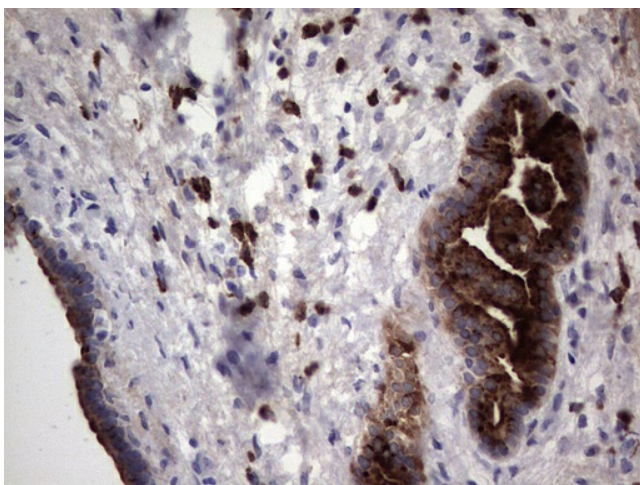
Wnt signaling pathway

Product images:

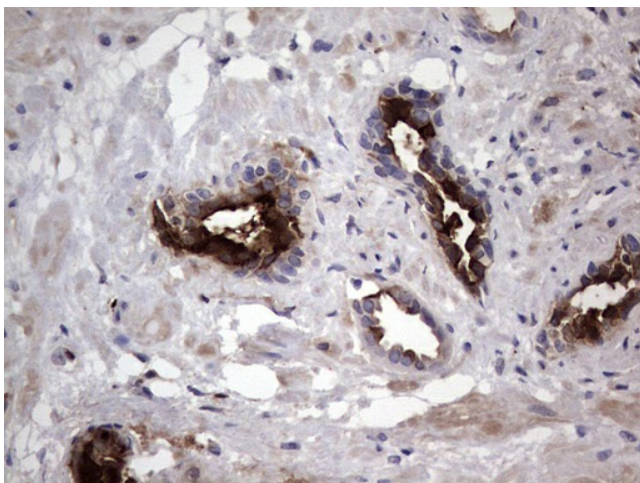
Immunohistochemical staining of paraffin-embedded Carcinoma of Human lung tissue using anti-MMP7 mouse monoclonal antibody. (Heat-induced epitope retrieval by 1mM EDTA in 10mM Tris, pH8.5, 120°C for 3min, [TA804842])



Immunohistochemical staining of paraffin-embedded Adenocarcinoma of Human ovary tissue using anti-MMP7 mouse monoclonal antibody. (Heat-induced epitope retrieval by 1mM EDTA in 10mM Tris, pH8.5, 120°C for 3min, [TA804842])



Immunohistochemical staining of paraffin-embedded Carcinoma of Human pancreas tissue using anti-MMP7 mouse monoclonal antibody. (Heat-induced epitope retrieval by 1mM EDTA in 10mM Tris, pH8.5, 120°C for 3min, [TA804842])



Immunohistochemical staining of paraffin-embedded Human prostate tissue within the normal limits using anti-MMP7 mouse monoclonal antibody. (Heat-induced epitope retrieval by 1mM EDTA in 10mM Tris, pH8.5, 120°C for 3min, [TA804842])