

Product datasheet for **CF804167**

Thyroglobulin (TG) Mouse Monoclonal Antibody [Clone ID: OTI8D4]


Product data:

Product Type:	Primary Antibodies
Clone Name:	OTI8D4
Applications:	IHC, WB
Recommended Dilution:	WB 1:500, IHC 1:150
Reactivity:	Human
Host:	Mouse
Isotype:	IgG1
Clonality:	Monoclonal
Immunogen:	Human recombinant protein fragment corresponding to amino acids 20-358 of human TG (NP_003226) produced in E.coli.
Formulation:	Lyophilized powder (original buffer 1X PBS, pH 7.3, 8% trehalose)
Reconstitution Method:	For reconstitution, we recommend adding 100uL distilled water to a final antibody concentration of about 1 mg/mL. To use this carrier-free antibody for conjugation experiment, we strongly recommend performing another round of desalting process. (OriGene recommends Zeba Spin Desalting Columns, 7KMWCO from Thermo Scientific)
Purification:	Purified from mouse ascites fluids or tissue culture supernatant by affinity chromatography (protein A/G)
Conjugation:	Unconjugated
Storage:	Store at -20°C as received.
Stability:	Stable for 12 months from date of receipt.
Gene Name:	thyroglobulin
Database Link:	NP_003226 Entrez Gene 7038 Human P01266
Synonyms:	AITD3; TGN
Protein Families:	Druggable Genome
Protein Pathways:	Autoimmune thyroid disease

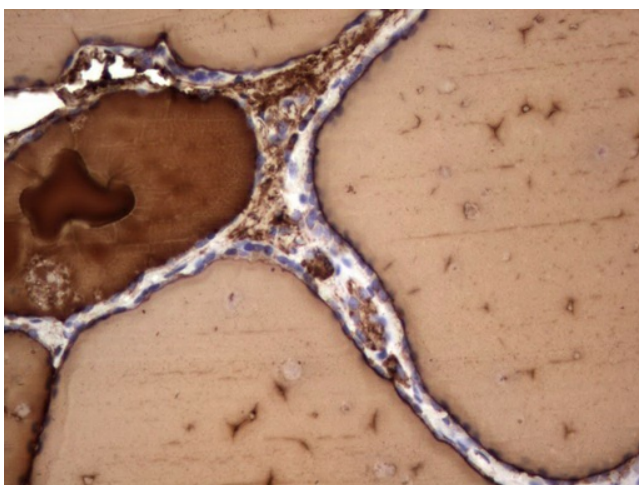


[View online »](#)

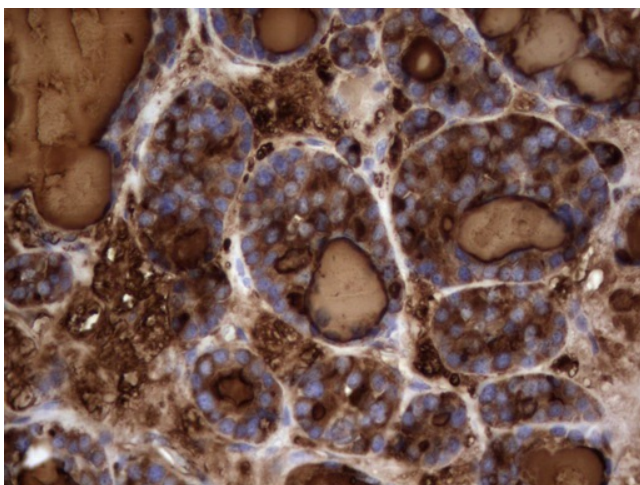
Product images:



HEK293T cells were transfected with the pCMV6-ENTRY control (Cat# [PS100001], Left lane) or pCMV6-ENTRY TG (Cat# [RC216216], Right lane) cDNA for 48 hrs and lysed. Equivalent amounts of cell lysates (5 ug per lane) were separated by SDS-PAGE and immunoblotted with anti-TG(Cat# [TA804167]).



Immunohistochemical staining of paraffin-embedded Human thyroid tissue within the normal limits using anti-TG mouse monoclonal antibody. (Heat-induced epitope retrieval by 1mM EDTA in 10mM Tris, pH8.5, 120°C for 3min, [TA804167])



Immunohistochemical staining of paraffin-embedded Carcinoma of Human thyroid tissue using anti-TG mouse monoclonal antibody. (Heat-induced epitope retrieval by 1mM EDTA in 10mM Tris, pH8.5, 120°C for 3min, [TA804167])