

Product datasheet for **CF507094**

Apolipoprotein A V (APOA5) Mouse Monoclonal Antibody [Clone ID: OTI1E3]

Product data:

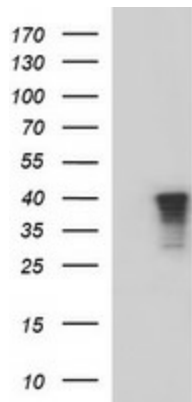
Product Type:	Primary Antibodies
Clone Name:	OTI1E3
Applications:	IF, WB
Recommended Dilution:	WB 1:4000
Reactivity:	Human
Host:	Mouse
Isotype:	IgG1
Clonality:	Monoclonal
Immunogen:	Full length human recombinant protein of human APOA5(NP_443200) produced in HEK293T cell.
Formulation:	Lyophilized powder (original buffer 1X PBS, pH 7.3, 8% trehalose)
Reconstitution Method:	For reconstitution, we recommend adding 100uL distilled water to a final antibody concentration of about 1 mg/mL. To use this carrier-free antibody for conjugation experiment, we strongly recommend performing another round of desalting process. (OriGene recommends Zeba Spin Desalting Columns, 7KMWCO from Thermo Scientific)
Purification:	Purified from mouse ascites fluids or tissue culture supernatant by affinity chromatography (protein A/G)
Conjugation:	Unconjugated
Storage:	Store at -20°C as received.
Stability:	Stable for 12 months from date of receipt.
Predicted Protein Size:	38.9 kDa
Gene Name:	apolipoprotein A5
Database Link:	NP_443200 Entrez Gene 116519 Human Q6Q788
Synonyms:	APOAV; RAP3
Protein Families:	Druggable Genome, Secreted Protein



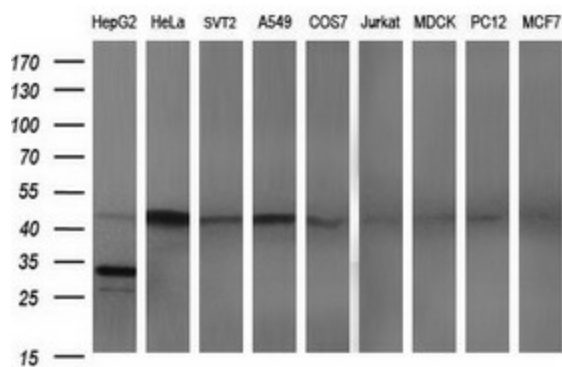
[View online »](#)

Protein Pathways: PPAR signaling pathway

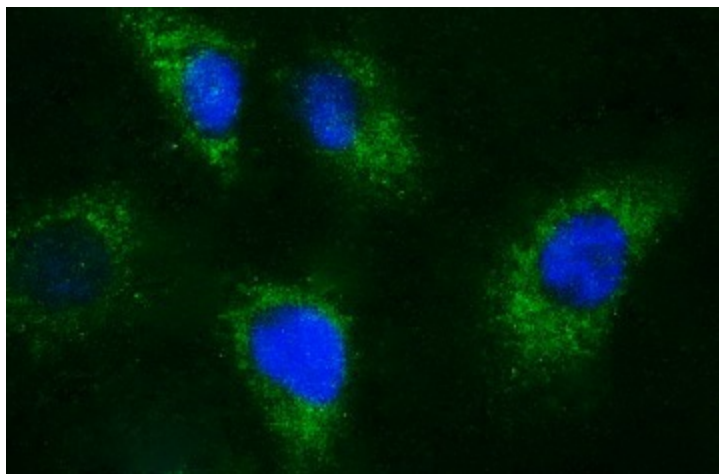
Product images:



HEK293T cells were transfected with the pCMV6-ENTRY control (Left lane) or pCMV6-ENTRY APOA5 ([RC211023], Right lane) cDNA for 48 hrs and lysed. Equivalent amounts of cell lysates (5 ug per lane) were separated by SDS-PAGE and immunoblotted with anti-APOA5. Positive lysates [LY403279] (100ug) and [LC403279] (20ug) can be purchased separately from OriGene.



Western blot analysis of extracts (35ug) from 9 different cell lines by using anti-APOA5 monoclonal antibody (HepG2: human; HeLa: human; SVT2: mouse; A549: human; COS7: monkey; Jurkat: human; MDCK: canine; PC12: rat; MCF7: human).



Immunofluorescent staining of HeLa cells using anti-APOA5 mouse monoclonal antibody ([TA507094]).