

## Product datasheet for **CF507084**

### UCHL5IP (HAUS7) Mouse Monoclonal Antibody [Clone ID: OTI2E9]

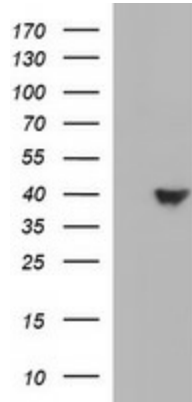
#### Product data:

Product Type:	Primary Antibodies
Clone Name:	OTI2E9
Applications:	IF, WB
Recommended Dilution:	WB: 1:400-1:2000, IF: 1:50-1:100
Reactivity:	Human
Host:	Mouse
Isotype:	IgG1
Clonality:	Monoclonal
Immunogen:	Full length human recombinant protein of human HAUS7(NP_059988) produced in HEK293T cell.
Formulation:	Lyophilized powder (original buffer 1X PBS, pH 7.3, 8% trehalose)
Reconstitution Method:	For reconstitution, we recommend adding 100uL distilled water to a final antibody concentration of about 1 mg/mL. To use this carrier-free antibody for conjugation experiment, we strongly recommend performing another round of desalting process. (OriGene recommends Zeba Spin Desalting Columns, 7KMWCO from Thermo Scientific)
Purification:	Purified from mouse ascites fluids or tissue culture supernatant by affinity chromatography (protein A/G)
Conjugation:	Unconjugated
Storage:	Store at -20°C as received.
Stability:	Stable for 12 months from date of receipt.
Predicted Protein Size:	40.6 kDa
Gene Name:	HAUS augmin like complex subunit 7
Database Link:	<a href="#">NP_059988</a> <a href="#">Entrez Gene 55559 Human Q99871</a>
Synonyms:	UCHL5IP; UIP1

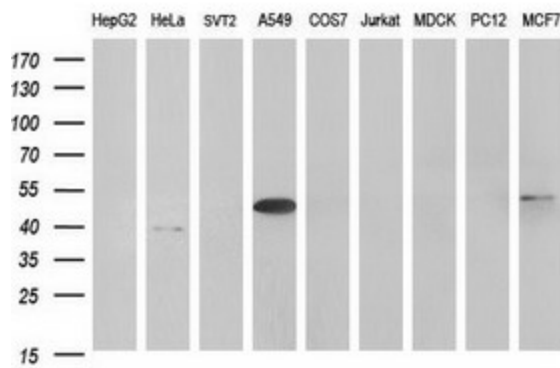


[View online »](#)

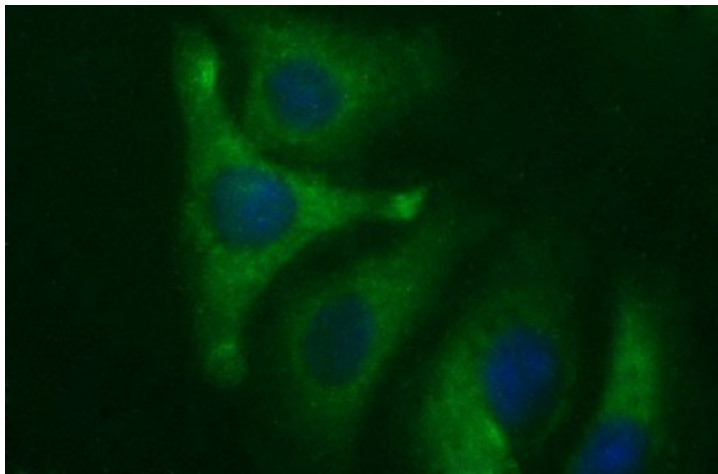
**Product images:**



HEK293T cells were transfected with the pCMV6-ENTRY control (Left lane) or pCMV6-ENTRY HAUS7 ([RC203737], Right lane) cDNA for 48 hrs and lysed. Equivalent amounts of cell lysates (5 ug per lane) were separated by SDS-PAGE and immunoblotted with anti-HAUS7. Positive lysates [LY413731] (100ug) and [LC413731] (20ug) can be purchased separately from OriGene.



Western blot analysis of extracts (35ug) from 9 different cell lines by using anti-HAUS7 monoclonal antibody (HepG2: human; HeLa: human; SVT2: mouse; A549: human; COS7: monkey; Jurkat: human; MDCK: canine; PC12: rat; MCF7: human) (1:400).



Immunofluorescent staining of HeLa cells using anti-HAUS7 mouse monoclonal antibody ([TA507084]) at 1:100