

Product datasheet for **CF505313**

RAB37 Mouse Monoclonal Antibody [Clone ID: OTI2B12]

Product data:

Product Type:	Primary Antibodies
Clone Name:	OTI2B12
Applications:	IF, WB
Recommended Dilution:	WB 1:2000, IF 1:100
Reactivity:	Human, Mouse, Rat
Host:	Mouse
Isotype:	IgG2a
Clonality:	Monoclonal
Immunogen:	Full length human recombinant protein of human RAB37(NP_783865) produced in HEK293T cell.
Formulation:	Lyophilized powder (original buffer 1X PBS, pH 7.3, 8% trehalose)
Reconstitution Method:	For reconstitution, we recommend adding 100uL distilled water to a final antibody concentration of about 1 mg/mL. To use this carrier-free antibody for conjugation experiment, we strongly recommend performing another round of desalting process. (OriGene recommends Zeba Spin Desalting Columns, 7KMWCO from Thermo Scientific)
Purification:	Purified from mouse ascites fluids or tissue culture supernatant by affinity chromatography (protein A/G)
Conjugation:	Unconjugated
Storage:	Store at -20°C as received.
Stability:	Stable for 12 months from date of receipt.
Predicted Protein Size:	24 kDa
Gene Name:	RAB37, member RAS oncogene family
Database Link:	NP_783865 Entrez Gene 58222 Mouse Entrez Gene 326624 Human Q96AX2
Background:	Rab proteins are low molecular mass GTPases that are critical regulators of vesicle trafficking. For additional background information on Rab proteins, see MIM 179508. [supplied by OMIM, Apr 2006]

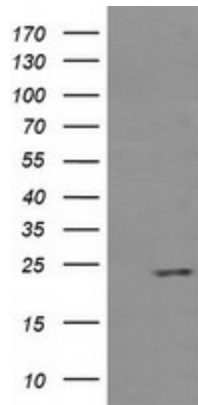


[View online »](#)

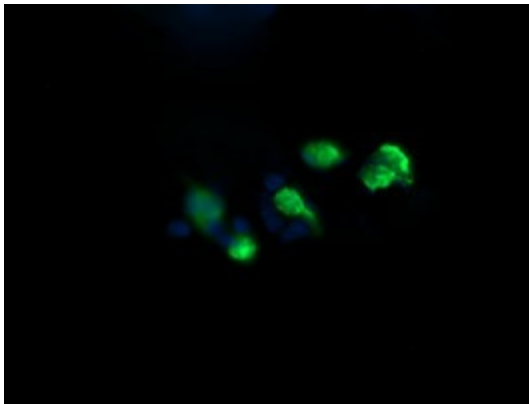
Synonyms: FLJ30284; FLJ32507

Protein Families: Druggable Genome, Secreted Protein

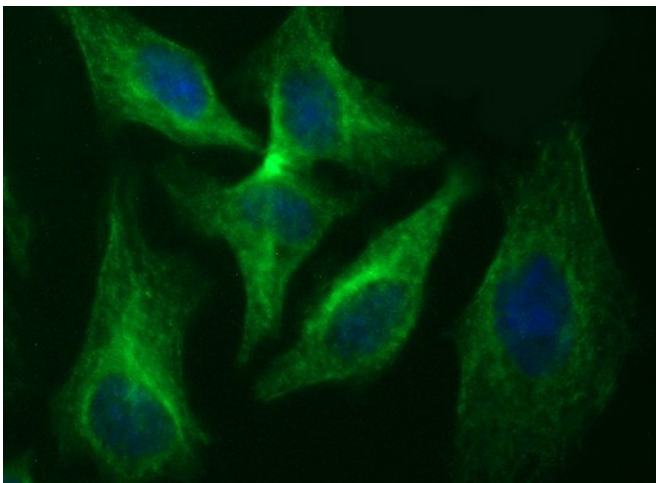
Product images:



HEK293T cells were transfected with the pCMV6-ENTRY control (Left lane) or pCMV6-ENTRY RAB37 ([RC206946], Right lane) cDNA for 48 hrs and lysed. Equivalent amounts of cell lysates (5 ug per lane) were separated by SDS-PAGE and immunoblotted with anti-RAB37. Positive lysates [LY406250] (100ug) and [LC406250] (20ug) can be purchased separately from OriGene.



Anti-RAB37 mouse monoclonal antibody ([TA505313]) immunofluorescent staining of COS7 cells transiently transfected by pCMV6-ENTRY RAB37 ([RC206946]).



Immunofluorescent staining of HeLa cells using anti-RAB37 mouse monoclonal antibody ([TA505313]).