

Product datasheet for **CF505119**

PHF7 Mouse Monoclonal Antibody [Clone ID: OTI1B4]

Product data:

Product Type:	Primary Antibodies
Clone Name:	OTI1B4
Applications:	FC, IF, WB
Recommended Dilution:	WB 1:2000, IF 1:100, FLOW 1:100
Reactivity:	Human
Host:	Mouse
Isotype:	IgG1
Clonality:	Monoclonal
Immunogen:	Human recombinant protein fragment corresponding to amino acids 155-381 of human PHF7(NP_057567) produced in E.coli.
Formulation:	Lyophilized powder (original buffer 1X PBS, pH 7.3, 8% trehalose)
Reconstitution Method:	For reconstitution, we recommend adding 100uL distilled water to a final antibody concentration of about 1 mg/mL. To use this carrier-free antibody for conjugation experiment, we strongly recommend performing another round of desalting process. (OriGene recommends Zeba Spin Desalting Columns, 7KMWCO from Thermo Scientific)
Purification:	Purified from mouse ascites fluids or tissue culture supernatant by affinity chromatography (protein A/G)
Conjugation:	Unconjugated
Storage:	Store at -20°C as received.
Stability:	Stable for 12 months from date of receipt.
Predicted Protein Size:	43.6 kDa
Gene Name:	PHD finger protein 7
Database Link:	NP_057567 Entrez Gene 51533 Human Q9BWX1



[View online »](#)

Background:

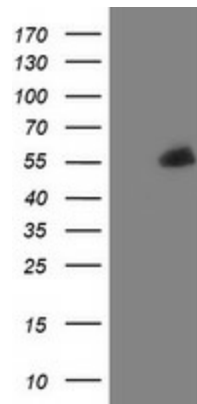
Spermatogenesis is a complex process regulated by extracellular and intracellular factors as well as cellular interactions among interstitial cells of the testis, Sertoli cells, and germ cells. In the testis, this gene is expressed in Sertoli cells but not germ cells. However, this gene is not expressed in a patient who exhibited spermatogenic arrest at the spermatocyte stage. Spermatogenic arrest is an interruption of germ cell differentiation that may result in oligospermia or azoospermia. The proteins encoded by this gene contain plant homeodomain (PHD) finger domains, also known as leukemia associated protein (LAP) domains, believed to be involved in transcriptional regulation. Thus this protein, which localizes to the nucleus of transfected cells, has been implicated in the transcriptional regulation of spermatogenesis. Two protein isoforms are encoded by transcript variants of this gene. [provided by RefSeq]

Synonyms:

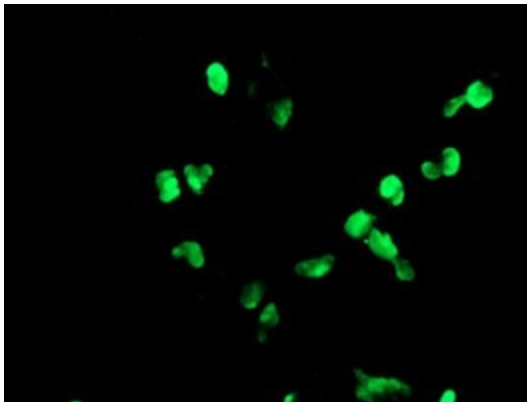
HSPC045; HSPC226; NYD-SP6

Protein Families:

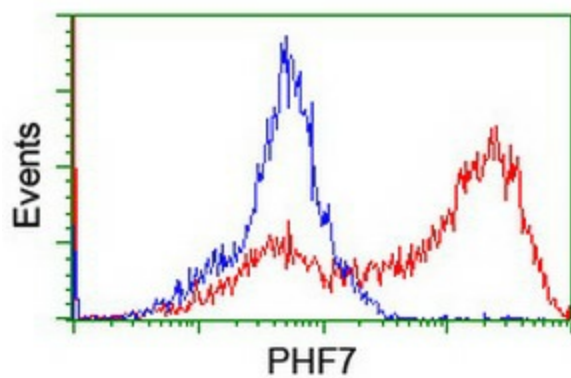
Druggable Genome, Transcription Factors

Product images:

HEK293T cells were transfected with the pCMV6-ENTRY control (Left lane) or pCMV6-ENTRY PHF7 ([RC205192], Right lane) cDNA for 48 hrs and lysed. Equivalent amounts of cell lysates (5 ug per lane) were separated by SDS-PAGE and immunoblotted with anti-PHF7. Positive lysates [LY402558] (100ug) and [LC402558] (20ug) can be purchased separately from OriGene.



Anti-PHF7 mouse monoclonal antibody ([TA505119]) immunofluorescent staining of COS7 cells transiently transfected by pCMV6-ENTRY PHF7 ([RC205192]).



HEK293T cells transfected with either [RC205192] overexpress plasmid (Red) or empty vector control plasmid (Blue) were immunostained by anti-PHF7 antibody ([TA505119]), and then analyzed by flow cytometry.