

Product datasheet for **CF505099**

Asialoglycoprotein Receptor 2 (ASGR2) Mouse Monoclonal Antibody [Clone ID: OTI2A12]

Product data:

Product Type:	Primary Antibodies
Clone Name:	OTI2A12
Applications:	IHC, WB
Recommended Dilution:	WB 1:4000, IHC 1:150
Reactivity:	Human
Host:	Mouse
Isotype:	IgG2b
Clonality:	Monoclonal
Immunogen:	Full length human recombinant protein of human ASGR2 (NP_001172) produced in HEK293T cell.
Formulation:	Lyophilized powder (original buffer 1X PBS, pH 7.3, 8% trehalose)
Reconstitution Method:	For reconstitution, we recommend adding 100uL distilled water to a final antibody concentration of about 1 mg/mL. To use this carrier-free antibody for conjugation experiment, we strongly recommend performing another round of desalting process. (OriGene recommends Zeba Spin Desalting Columns, 7KMWCO from Thermo Scientific)
Purification:	Purified from mouse ascites fluids or tissue culture supernatant by affinity chromatography (protein A/G)
Conjugation:	Unconjugated
Storage:	Store at -20°C as received.
Stability:	Stable for 12 months from date of receipt.
Predicted Protein Size:	35 kDa
Gene Name:	Homo sapiens asialoglycoprotein receptor 2 (ASGR2), transcript variant 1, mRNA.
Database Link:	NP_001172 Entrez Gene 433 Human P07307



[View online »](#)

Background:

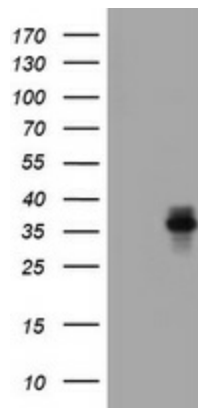
This gene encodes a subunit of the asialoglycoprotein receptor. This receptor is a transmembrane protein that plays a critical role in serum glycoprotein homeostasis by mediating the endocytosis and lysosomal degradation of glycoproteins with exposed terminal galactose or N-acetylgalactosamine residues. The asialoglycoprotein receptor may facilitate hepatic infection by multiple viruses including hepatitis B, and is also a target for liver-specific drug delivery. The asialoglycoprotein receptor is a hetero-oligomeric protein composed of major and minor subunits, which are encoded by different genes. The protein encoded by this gene is the less abundant minor subunit. Alternatively spliced transcript variants encoding multiple isoforms have been observed for this gene. [provided by RefSeq, Jan 2011]

Synonyms:

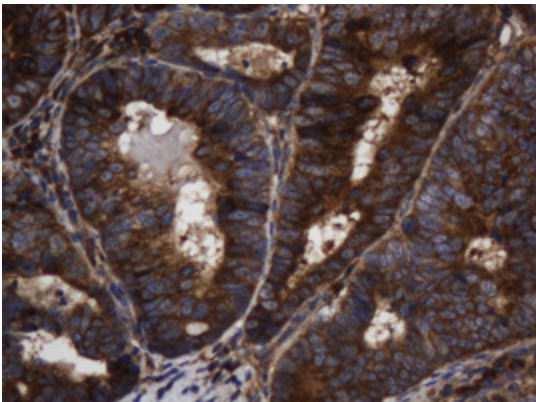
ASGP-R2; ASGPR2; CLEC4H2; HBXBP; HL-2

Protein Families:

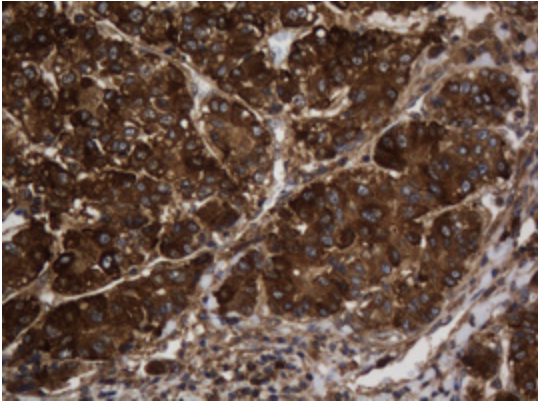
Druggable Genome, Transmembrane

Product images:

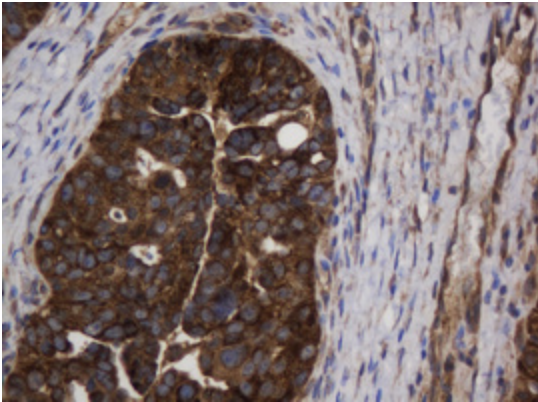
HEK293T cells were transfected with the pCMV6-ENTRY control (Cat# [PS100001], Left lane) or pCMV6-ENTRY ASGR2 (Cat# [RC213607], Right lane) cDNA for 48 hrs and lysed. Equivalent amounts of cell lysates (5 ug per lane) were separated by SDS-PAGE and immunoblotted with anti-ASGR2 (Cat# [TA505099]). Positive lysates [LY420082] (100ug) and [LC420082] (20ug) can be purchased separately from OriGene.



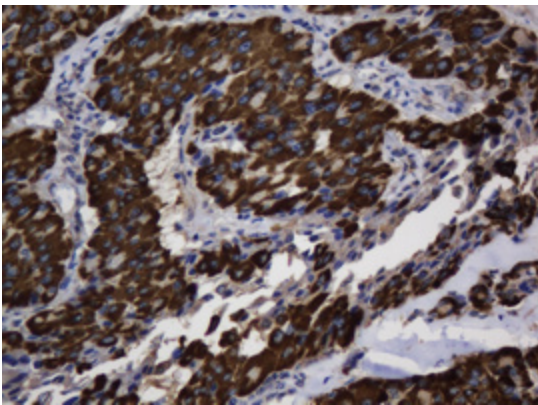
Immunohistochemical staining of paraffin-embedded Adenocarcinoma of Human colon tissue using anti-ASGR2 mouse monoclonal antibody. (Heat-induced epitope retrieval by 10mM citric buffer, pH6.0, 120°C for 3min, [TA505099])



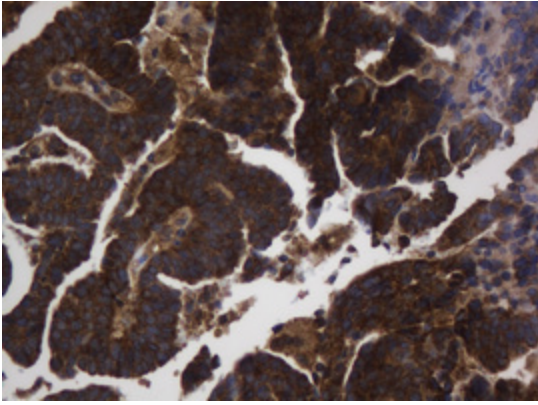
Immunohistochemical staining of paraffin-embedded Carcinoma of Human liver tissue using anti-ASGR2 mouse monoclonal antibody. (Heat-induced epitope retrieval by 10mM citric buffer, pH6.0, 120°C for 3min, [TA505099])



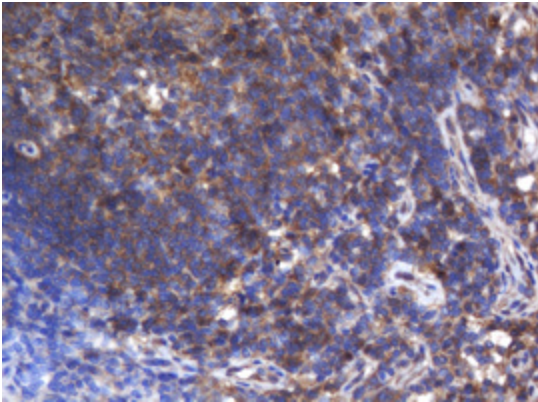
Immunohistochemical staining of paraffin-embedded Adenocarcinoma of Human ovary tissue using anti-ASGR2 mouse monoclonal antibody. (Heat-induced epitope retrieval by 10mM citric buffer, pH6.0, 120°C for 3min, [TA505099])



Immunohistochemical staining of paraffin-embedded Carcinoma of Human thyroid tissue using anti-ASGR2 mouse monoclonal antibody. (Heat-induced epitope retrieval by 10mM citric buffer, pH6.0, 120°C for 3min, [TA505099])



Immunohistochemical staining of paraffin-embedded Adenocarcinoma of Human endometrium tissue using anti-ASGR2 mouse monoclonal antibody. (Heat-induced epitope retrieval by 10mM citric buffer, pH6.0, 120°C for 3min, [TA505099])



Immunohistochemical staining of paraffin-embedded Human lymph node tissue within the normal limits using anti-ASGR2 mouse monoclonal antibody. (Heat-induced epitope retrieval by 10mM citric buffer, pH6.0, 120°C for 3min, [TA505099])