

Product datasheet for **CF504093**

RTN4IP1 Mouse Monoclonal Antibody [Clone ID: OTI1A8]

Product data:

Product Type:	Primary Antibodies
Clone Name:	OTI1A8
Applications:	IHC, WB
Recommended Dilution:	WB 1:500~2000, IHC 1:150
Reactivity:	Human, Mouse, Rat
Host:	Mouse
Isotype:	IgG2b
Clonality:	Monoclonal
Immunogen:	Human recombinant protein fragment corresponding to amino acids 41-279 of human RTN4IP1(NP_116119) produced in E.coli.
Formulation:	Lyophilized powder (original buffer 1X PBS, pH 7.3, 8% trehalose)
Reconstitution Method:	For reconstitution, we recommend adding 100uL distilled water to a final antibody concentration of about 1 mg/mL. To use this carrier-free antibody for conjugation experiment, we strongly recommend performing another round of desalting process. (OriGene recommends Zeba Spin Desalting Columns, 7KMWCO from Thermo Scientific)
Purification:	Purified from mouse ascites fluids or tissue culture supernatant by affinity chromatography (protein A/G)
Conjugation:	Unconjugated
Storage:	Store at -20°C as received.
Stability:	Stable for 12 months from date of receipt.
Predicted Protein Size:	38.9 kDa
Gene Name:	reticulon 4 interacting protein 1
Database Link:	NP_116119 Entrez Gene 170728 MouseEntrez Gene 309912 RatEntrez Gene 84816 Human Q8WWV3



[View online »](#)

Background:

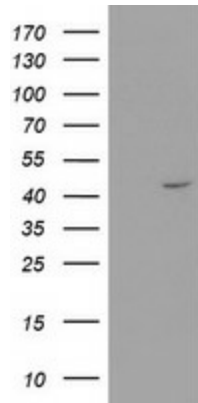
This gene encodes a novel mitochondrial protein that interacts with reticulon 4, which is a potent inhibitor of regeneration following spinal cord injury. The interaction of reticulon 4 with mitochondrial proteins may provide insight into the mechanisms for reticulon-induced inhibition of neurite growth. [provided by RefSeq]. COMPLETENESS: complete on the 3' end.

Synonyms:

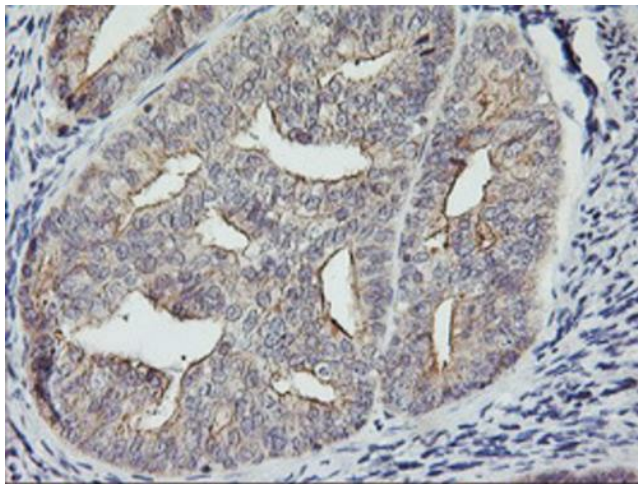
NIMP; OPA10

Protein Families:

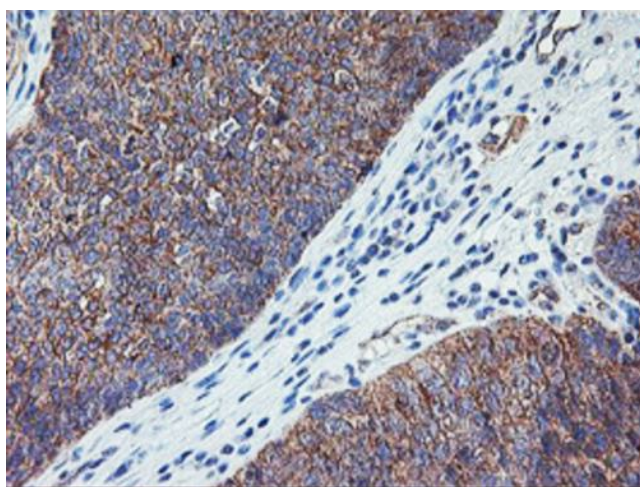
Druggable Genome

Product images:


HEK293T cells were transfected with the pCMV6-ENTRY control (Left lane) or pCMV6-ENTRY RTN4IP1 ([RC202957], Right lane) cDNA for 48 hrs and lysed. Equivalent amounts of cell lysates (5 ug per lane) were separated by SDS-PAGE and immunoblotted with anti-RTN4IP1. Positive lysates [LY409966] (100ug) and [LC409966] (20ug) can be purchased separately from OriGene.



Immunohistochemical staining of paraffin-embedded Adenocarcinoma of Human endometrium tissue using anti-RTN4IP1 mouse monoclonal antibody. (Heat-induced epitope retrieval by 10mM citric buffer, pH6.0, 100°C for 10min, [TA504093])



Immunohistochemical staining of paraffin-embedded Carcinoma of Human bladder tissue using anti-RTN4IP1 mouse monoclonal antibody. (Heat-induced epitope retrieval by 10mM citric buffer, pH6.0, 100°C for 10min, [TA504093])