

Product datasheet for **CF503776**

Cytochrome P450 2C9 (CYP2C9) Mouse Monoclonal Antibody [Clone ID: OTI3D2]

Product data:

Product Type:	Primary Antibodies
Clone Name:	OTI3D2
Applications:	FC, IHC, WB
Recommended Dilution:	WB 1:2000, IHC 1:150, FLOW 1:100
Reactivity:	Human
Host:	Mouse
Isotype:	IgG2a
Clonality:	Monoclonal
Immunogen:	Full length human recombinant protein of human CYP2C9(NP_000762) produced in HEK293T cell.
Formulation:	Lyophilized powder (original buffer 1X PBS, pH 7.3, 8% trehalose)
Reconstitution Method:	For reconstitution, we recommend adding 100uL distilled water to a final antibody concentration of about 1 mg/mL. To use this carrier-free antibody for conjugation experiment, we strongly recommend performing another round of desalting process. (OriGene recommends Zeba Spin Desalting Columns, 7KMWCO from Thermo Scientific)
Purification:	Purified from mouse ascites fluids or tissue culture supernatant by affinity chromatography (protein A/G)
Storage:	Store at -20°C as received.
Stability:	Stable for 12 months from date of receipt.
Predicted Protein Size:	55.4 kDa
Gene Name:	Homo sapiens cytochrome P450 family 2 subfamily C member 9 (CYP2C9), mRNA.
Database Link:	NP_000762 Entrez Gene 1559 Human



[View online »](#)

Background:

This gene encodes a member of the cytochrome P450 superfamily of enzymes. The cytochrome P450 proteins are monooxygenases which catalyze many reactions involved in drug metabolism and synthesis of cholesterol, steroids and other lipids. This protein localizes to the endoplasmic reticulum and its expression is induced by rifampin. The enzyme is known to metabolize many xenobiotics, including phenytoin, tolbutamide, ibuprofen and S-warfarin. Studies identifying individuals who are poor metabolizers of phenytoin and tolbutamide suggest that this gene is polymorphic. The gene is located within a cluster of cytochrome P450 genes on chromosome 10q24. [provided by RefSeq]

Synonyms:

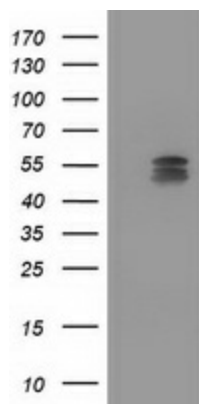
CPC9; CYP2C; CYP2C10; CYPIIC9; P450IIC9

Protein Families:

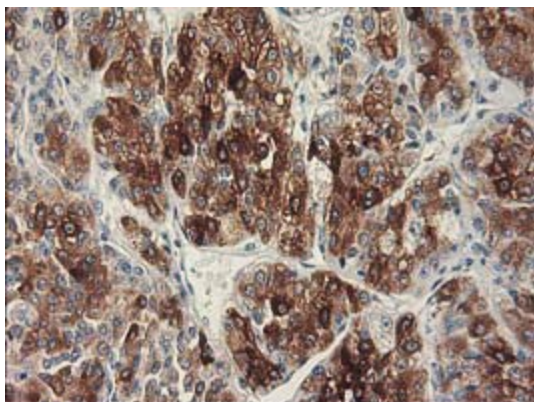
Druggable Genome, P450

Protein Pathways:

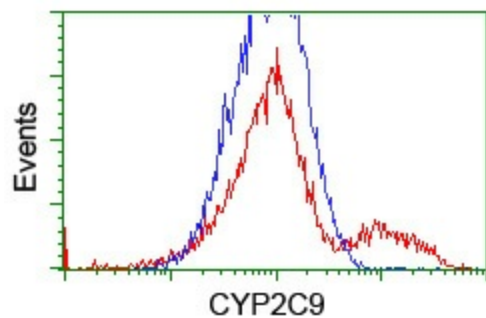
Arachidonic acid metabolism, Drug metabolism - cytochrome P450, Linoleic acid metabolism, Metabolic pathways, Metabolism of xenobiotics by cytochrome P450, Retinol metabolism

Product images:

HEK293T cells were transfected with the pCMV6-ENTRY control (Left lane) or pCMV6-ENTRY CYP2C9 ([RC220997], Right lane) cDNA for 48 hrs and lysed. Equivalent amounts of cell lysates (5 ug per lane) were separated by SDS-PAGE and immunoblotted with anti-CYP2C9. Positive lysates [LY400262] (100ug) and [LC400262] (20ug) can be purchased separately from OriGene.



Immunohistochemical staining of paraffin-embedded Carcinoma of Human liver tissue using anti-CYP2C9 mouse monoclonal antibody. (Heat-induced epitope retrieval by 10mM citric buffer, pH6.0, 100°C for 10min, [TA503776])



HEK293T cells transfected with either [RC220997] overexpress plasmid (Red) or empty vector control plasmid (Blue) were immunostained by anti-CYP2C9 antibody ([TA503776]), and then analyzed by flow cytometry.