

## Product datasheet for **CF503315**

### SIRT5 Mouse Monoclonal Antibody [Clone ID: OTI1B6]

#### Product data:

Product Type:	Primary Antibodies
Clone Name:	OTI1B6
Applications:	FC, IF, WB
Recommended Dilution:	WB 1:2000, IF 1:100, FLOW 1:100
Reactivity:	Human, Mouse, Rat
Host:	Mouse
Isotype:	IgG1
Clonality:	Monoclonal
Immunogen:	Full length human recombinant protein of human SIRT5(NP_036373) produced in HEK293T cell.
Formulation:	Lyophilized powder (original buffer 1X PBS, pH 7.3, 8% trehalose)
Reconstitution Method:	For reconstitution, we recommend adding 100uL distilled water to a final antibody concentration of about 1 mg/mL. To use this carrier-free antibody for conjugation experiment, we strongly recommend performing another round of desalting process. (OriGene recommends Zeba Spin Desalting Columns, 7KMWCO from Thermo Scientific)
Purification:	Purified from mouse ascites fluids or tissue culture supernatant by affinity chromatography (protein A/G)
Conjugation:	Unconjugated
Storage:	Store at -20°C as received.
Stability:	Stable for 12 months from date of receipt.
Gene Name:	sirtuin 5
Database Link:	<a href="#">NP_036373</a> <a href="#">Entrez Gene 68346 Mouse</a> <a href="#">Entrez Gene 306840 Rat</a> <a href="#">Entrez Gene 23408 Human</a> <a href="#">Q9NXA8</a>



[View online »](#)

**Background:**

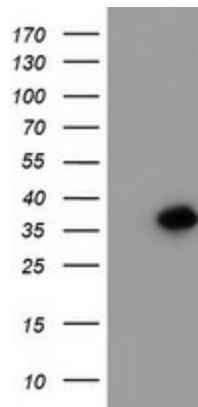
This gene encodes a member of the sirtuin family of proteins, homologs to the yeast Sir2 protein. Members of the sirtuin family are characterized by a sirtuin core domain and grouped into four classes. The functions of human sirtuins have not yet been determined; however, yeast sirtuin proteins are known to regulate epigenetic gene silencing and suppress recombination of rDNA. Studies suggest that the human sirtuins may function as intracellular regulatory proteins with mono-ADP-ribosyltransferase activity. The protein encoded by this gene is included in class III of the sirtuin family. Alternative splicing of this gene results in multiple transcript variants. [provided by RefSeq]

**Synonyms:**

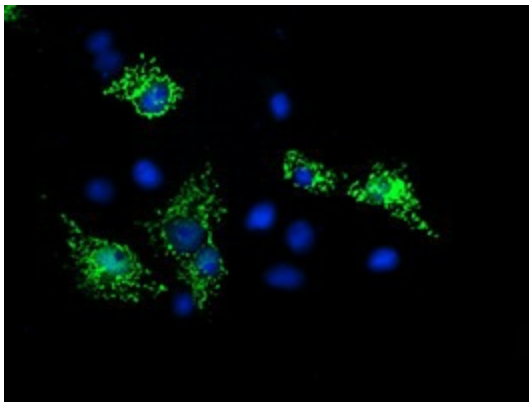
SIR2L5

**Protein Families:**

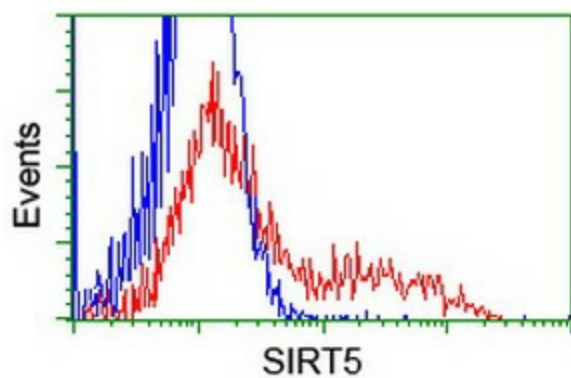
Druggable Genome, Transcription Factors

**Product images:**


HEK293T cells were transfected with the pCMV6-ENTRY control (Left lane) or pCMV6-ENTRY SIRT5 ([RC200189], Right lane) cDNA for 48 hrs and lysed. Equivalent amounts of cell lysates (5 ug per lane) were separated by SDS-PAGE and immunoblotted with anti-SIRT5. Positive lysates [LY415885] (100ug) and [LC415885] (20ug) can be purchased separately from OriGene.



Anti-SIRT5 mouse monoclonal antibody ([TA503315]) immunofluorescent staining of COS7 cells transiently transfected by pCMV6-ENTRY SIRT5 ([RC200189]).



HEK293T cells transfected with either [RC200189] overexpress plasmid (Red) or empty vector control plasmid (Blue) were immunostained by anti-SIRT5 antibody ([TA503315]), and then analyzed by flow cytometry.