

Product datasheet for **CF502824**

PNMT Mouse Monoclonal Antibody [Clone ID: OTI2H6]

Product data:

Product Type:	Primary Antibodies
Clone Name:	OTI2H6
Applications:	FC, IF, WB
Recommended Dilution:	WB 1:2000, IF 1:100, FLOW 1:100
Reactivity:	Human, Mouse
Host:	Mouse
Isotype:	IgG2a
Clonality:	Monoclonal
Immunogen:	Full length human recombinant protein of human PNMT (NP_002677) produced in HEK293T cell.
Formulation:	Lyophilized powder (original buffer 1X PBS, pH 7.3, 8% trehalose)
Reconstitution Method:	For reconstitution, we recommend adding 100uL distilled water to a final antibody concentration of about 1 mg/mL. To use this carrier-free antibody for conjugation experiment, we strongly recommend performing another round of desalting process. (OriGene recommends Zeba Spin Desalting Columns, 7KMWCO from Thermo Scientific)
Purification:	Purified from mouse ascites fluids or tissue culture supernatant by affinity chromatography (protein A/G)
Conjugation:	Unconjugated
Storage:	Store at -20°C as received.
Stability:	Stable for 12 months from date of receipt.
Predicted Protein Size:	30.7 kDa
Gene Name:	phenylethanolamine N-methyltransferase
Database Link:	NP_002677 Entrez Gene 18948 Mouse Entrez Gene 5409 Human P11086



[View online »](#)

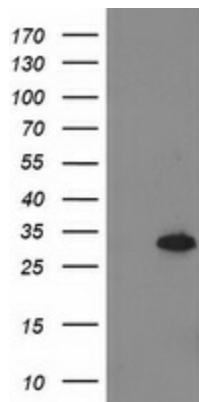
Background: The product of this gene catalyzes the last step of the catecholamine biosynthesis pathway, which methylates norepinephrine to form epinephrine (adrenaline). The enzyme also has beta-carboline 2N-methyltransferase activity. This gene is thought to play a key step in regulating epinephrine production. [provided by RefSeq]

Synonyms: PENT; PNMTase

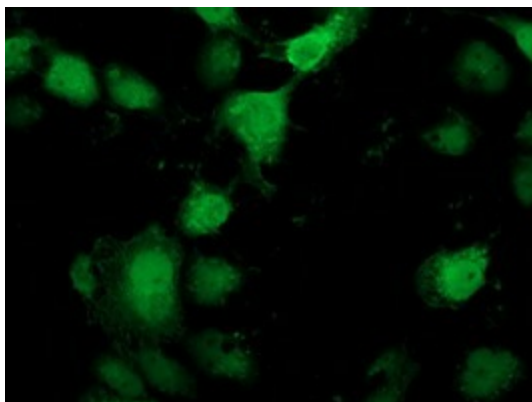
Protein Families: Druggable Genome

Protein Pathways: Metabolic pathways, Tyrosine metabolism

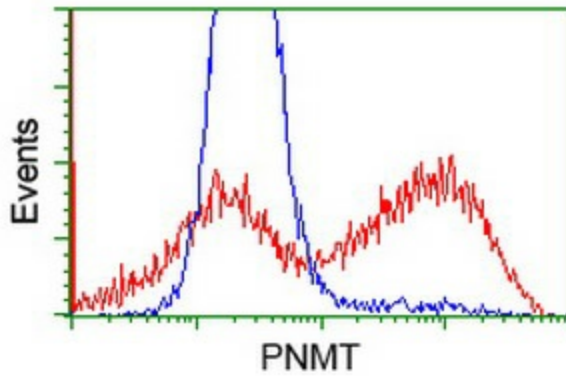
Product images:



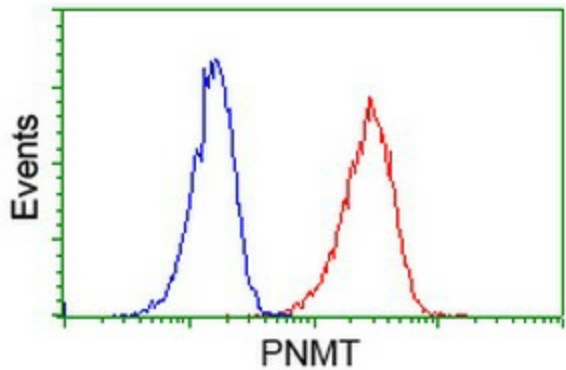
HEK293T cells were transfected with the pCMV6-ENTRY control (Left lane) or pCMV6-ENTRY PNMT ([RC206586], Right lane) cDNA for 48 hrs and lysed. Equivalent amounts of cell lysates (5 ug per lane) were separated by SDS-PAGE and immunoblotted with anti-PNMT. Positive lysates [LY400946] (100ug) and [LC400946] (20ug) can be purchased separately from OriGene.



Anti-PNMT mouse monoclonal antibody ([TA502824]) immunofluorescent staining of COS7 cells transiently transfected by pCMV6-ENTRY PNMT ([RC206586]).



HEK293T cells transfected with either [RC206586] overexpress plasmid (Red) or empty vector control plasmid (Blue) were immunostained by anti-PNMT antibody ([TA502824]), and then analyzed by flow cytometry.



Flow cytometric Analysis of Jurkat cells, using anti-PNMT antibody ([TA502824]), (Red), compared to a nonspecific negative control antibody, (Blue).