

## Product datasheet for **CF502234**

### **BIRC5 Mouse Monoclonal Antibody [Clone ID: OTI2D3]**

#### **Product data:**

<b>Product Type:</b>	Primary Antibodies
<b>Clone Name:</b>	OTI2D3
<b>Applications:</b>	FC, IF, WB
<b>Recommended Dilution:</b>	WB 1:2000, IF 1:100, FLOW 1:100
<b>Reactivity:</b>	Human
<b>Host:</b>	Mouse
<b>Isotype:</b>	IgG1
<b>Clonality:</b>	Monoclonal
<b>Immunogen:</b>	Full length human recombinant protein of human BIRC5(NP_001159) produced in HEK293T cell.
<b>Formulation:</b>	Lyophilized powder (original buffer 1X PBS, pH 7.3, 8% trehalose)
<b>Reconstitution Method:</b>	For reconstitution, we recommend adding 100uL distilled water to a final antibody concentration of about 1 mg/mL. To use this carrier-free antibody for conjugation experiment, we strongly recommend performing another round of desalting process. (OriGene recommends Zeba Spin Desalting Columns, 7KMWCO from Thermo Scientific)
<b>Purification:</b>	Purified from mouse ascites fluids or tissue culture supernatant by affinity chromatography (protein A/G)
<b>Conjugation:</b>	Unconjugated
<b>Storage:</b>	Store at -20°C as received.
<b>Stability:</b>	Stable for 12 months from date of receipt.
<b>Predicted Protein Size:</b>	16.2 kDa
<b>Gene Name:</b>	baculoviral IAP repeat containing 5
<b>Database Link:</b>	<a href="#">NP_001159</a> <a href="#">Entrez Gene 332 Human</a> <a href="#">O15392</a>



[View online »](#)

**Background:**

This gene is a member of the inhibitor of apoptosis (IAP) gene family, which encode negative regulatory proteins that prevent apoptotic cell death. IAP family members usually contain multiple baculovirus IAP repeat (BIR) domains, but this gene encodes proteins with only a single BIR domain. The encoded proteins also lack a C-terminus RING finger domain. Gene expression is high during fetal development and in most tumors yet low in adult tissues. Antisense transcripts are involved in the regulation of this gene's expression. At least four transcript variants encoding distinct isoforms have been found for this gene, but the full-length natures of only three of them have been determined. [provided by RefSeq]

**Synonyms:**


API4; EPR-1

**Protein Families:**


Druggable Genome, Stem cell - Pluripotency

**Protein Pathways:**

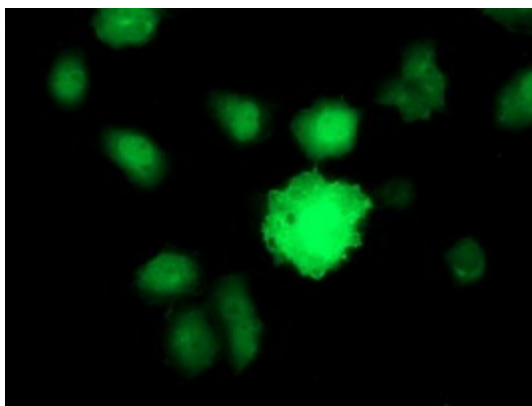
Colorectal cancer, Pathways in cancer

**Product images:**


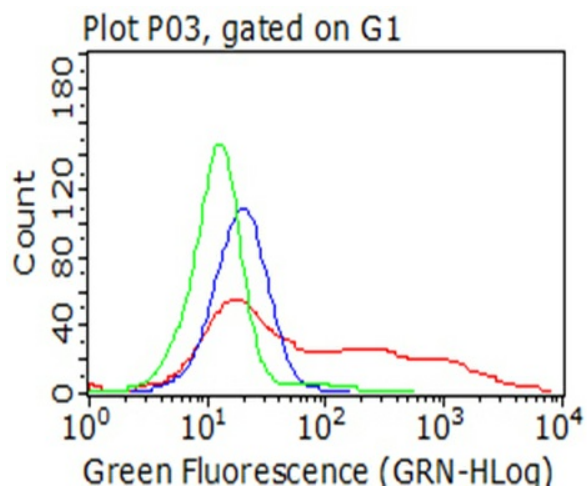
HEK293T cells were transfected with the pCMV6-ENTRY control (Left lane) or pCMV6-ENTRY BIRC5 ([RC205935], Right lane) cDNA for 48 hrs and lysed. Equivalent amounts of cell lysates (5 ug per lane) were separated by SDS-PAGE and immunoblotted with anti-BIRC5. Positive lysates [LY400469] (100ug) and [LC400469] (20ug) can be purchased separately from OriGene.



Western blot analysis of extracts (10ug) from 1 cell line by using anti-BIRC5 monoclonal antibody (1:200).



Anti-BIRC5 mouse monoclonal antibody ([TA502234]) immunofluorescent staining of COS7 cells transiently transfected by pCMV6-ENTRY BIRC5 ([RC205935]).



Flow cytometric analysis of living 293T cells transfected with BIRC5 overexpression plasmid ([RC205935]), Red)/empty vector ([PS100001], Blue) using anti-BIRC5 antibody ([TA502234]). Cells incubated with a non-specific antibody (Green) were used as isotype control (1:100).