

## Product datasheet for **CF501707**

### SDR O (SDR9C7) Mouse Monoclonal Antibody [Clone ID: OTI12A11]

#### Product data:

Product Type:	Primary Antibodies
Clone Name:	OTI12A11
Applications:	FC, IF, WB
Recommended Dilution:	WB 1:2000, IF 1:100, FLOW 1:100
Reactivity:	Human, Rat
Host:	Mouse
Isotype:	IgG2a
Clonality:	Monoclonal
Immunogen:	Full length human recombinant protein of human SDR9C7 (NP_683695) produced in E.coli.
Formulation:	Lyophilized powder (original buffer 1X PBS, pH 7.3, 8% trehalose)
Reconstitution Method:	For reconstitution, we recommend adding 100uL distilled water to a final antibody concentration of about 1 mg/mL. To use this carrier-free antibody for conjugation experiment, we strongly recommend performing another round of desalting process. (OriGene recommends Zeba Spin Desalting Columns, 7KMWCO from Thermo Scientific)
Purification:	Purified from mouse ascites fluids or tissue culture supernatant by affinity chromatography (protein A/G)
Conjugation:	Unconjugated
Storage:	Store at -20°C as received.
Stability:	Stable for 12 months from date of receipt.
Predicted Protein Size:	35.1 kDa
Gene Name:	short chain dehydrogenase/reductase family 9C member 7
Database Link:	<a href="#">NP_683695</a> <a href="#">Entrez Gene 121214 Human</a> <a href="#">Q8NEX9</a>
Background:	This gene encodes a protein with similarity to the short-chain dehydrogenase/reductase (SDR) family but has not been shown to have retinoid or dehydrogenase activities. [provided by RefSeq]

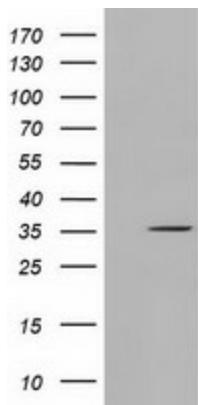


[View online »](#)

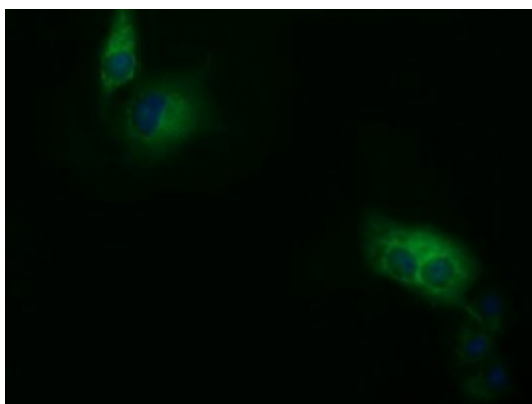
Synonyms: RDHS; SDR-O; SDRO

Protein Families: Druggable Genome

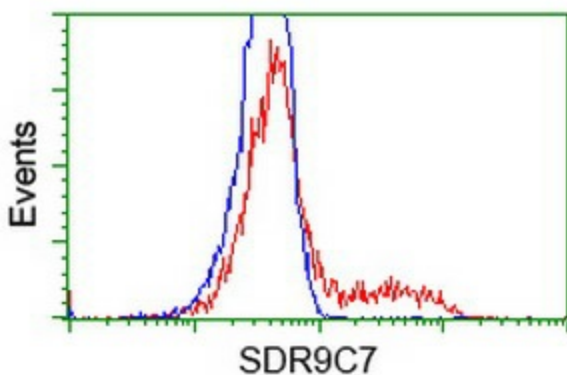
**Product images:**



HEK293T cells were transfected with the pCMV6-ENTRY control (Left lane) or pCMV6-ENTRY SDR9C7 ([RC210941], Right lane) cDNA for 48 hrs and lysed. Equivalent amounts of cell lysates (5 ug per lane) were separated by SDS-PAGE and immunoblotted with anti-SDR9C7. Positive lysates [LY407754] (100ug) and [LC407754] (20ug) can be purchased separately from OriGene.



Anti-SDR9C7 mouse monoclonal antibody ([TA501707]) immunofluorescent staining of COS7 cells transiently transfected by pCMV6-ENTRY SDR9C7 ([RC210941]).



HEK293T cells transfected with either [RC210941] overexpress plasmid (Red) or empty vector control plasmid (Blue) were immunostained by anti-SDR9C7 antibody ([TA501707]), and then analyzed by flow cytometry.