

Product datasheet for **CF501644**

Breast cancer suppressor candidate 1 (VWA5A) Mouse Monoclonal Antibody [Clone ID: OTI2B3]

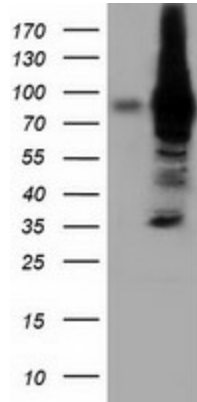
Product data:

Product Type:	Primary Antibodies
Clone Name:	OTI2B3
Applications:	FC, WB
Recommended Dilution:	WB 1:2000, FLOW 1:100
Reactivity:	Human
Host:	Mouse
Isotype:	IgG1
Clonality:	Monoclonal
Immunogen:	Full length human recombinant protein of human VWA5A (NP_055437) produced in HEK293T cell.
Formulation:	Lyophilized powder (original buffer 1X PBS, pH 7.3, 8% trehalose)
Reconstitution Method:	For reconstitution, we recommend adding 100uL distilled water to a final antibody concentration of about 1 mg/mL. To use this carrier-free antibody for conjugation experiment, we strongly recommend performing another round of desalting process. (OriGene recommends Zeba Spin Desalting Columns, 7KMWCO from Thermo Scientific)
Purification:	Purified from mouse ascites fluids or tissue culture supernatant by affinity chromatography (protein A/G)
Conjugation:	Unconjugated
Storage:	Store at -20°C as received.
Stability:	Stable for 12 months from date of receipt.
Predicted Protein Size:	86.3 kDa
Gene Name:	von Willebrand factor A domain containing 5A
Database Link:	NP_055437 Entrez Gene 4013 Human O00534
Synonyms:	BCSC-1; BCSC1; LOH11CR2A

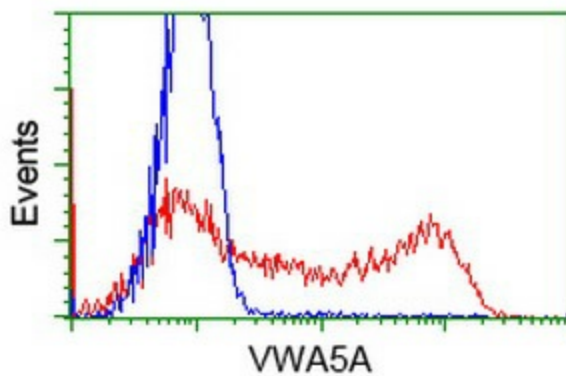


[View online »](#)

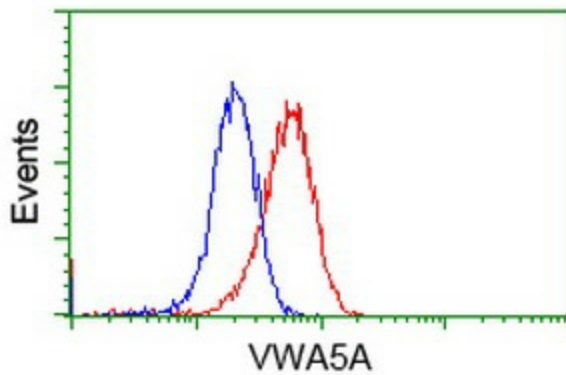
Product images:



HEK293T cells were transfected with the pCMV6-ENTRY control (Left lane) or pCMV6-ENTRY VWA5A [RC212185], Right lane) cDNA for 48 hrs and lysed. Equivalent amounts of cell lysates (5 ug per lane) were separated by SDS-PAGE and immunoblotted with anti-VWA5A. Positive lysates [LY402354] (100ug) and [LC402354] (20ug) can be purchased separately from OriGene.



HEK293T cells transfected with either [RC212185] overexpress plasmid (Red) or empty vector control plasmid (Blue) were immunostained by anti-VWA5A antibody ([TA501644]), and then analyzed by flow cytometry.



Flow cytometric Analysis of Jurkat cells, using anti-VWA5A antibody ([TA501644]), (Red), compared to a nonspecific negative control antibody (TA50011), (Blue).