

## Product datasheet for **CF500938**

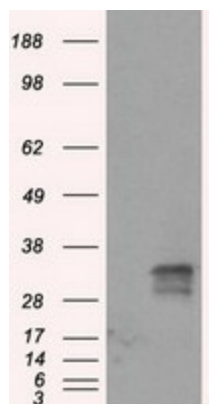
### FAHD2A Mouse Monoclonal Antibody [Clone ID: OTI5D5]

#### Product data:

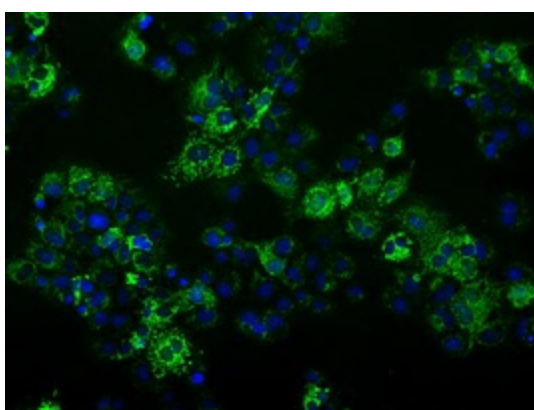
Product Type:	Primary Antibodies
Clone Name:	OTI5D5
Applications:	FC, IF, WB
Recommended Dilution:	WB 1:2000, IF 1:100, Flow 1:100
Reactivity:	Human
Host:	Mouse
Isotype:	IgG2b
Clonality:	Monoclonal
Immunogen:	Full length human recombinant protein of human FAHD2A (NP_057128) produced in HEK293T cell.
Formulation:	Lyophilized powder (original buffer 1X PBS, pH 7.3, 8% trehalose)
Reconstitution Method:	For reconstitution, we recommend adding 100uL distilled water to a final antibody concentration of about 1 mg/mL. To use this carrier-free antibody for conjugation experiment, we strongly recommend performing another round of desalting process. (OriGene recommends Zeba Spin Desalting Columns, 7KMWCO from Thermo Scientific)
Purification:	Purified from mouse ascites fluids or tissue culture supernatant by affinity chromatography (protein A/G)
Conjugation:	Unconjugated
Storage:	Store at -20°C as received.
Stability:	Stable for 12 months from date of receipt.
Predicted Protein Size:	34.6 kDa
Gene Name:	fumarylacetoacetate hydrolase domain containing 2A
Database Link:	<a href="#">NP_057128</a> <a href="#">Entrez Gene 51011 Human</a> <a href="#">Q96GK7</a>
Background:	May have hydrolase activity
Synonyms:	CGI-105



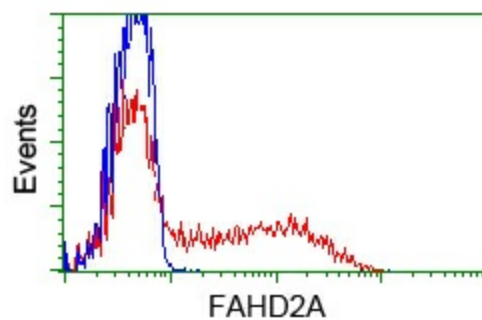
[View online »](#)

**Product images:**

HEK293T cells were transfected with the pCMV6-ENTRY control (Left lane) or pCMV6-ENTRY FAHD2A ([RC211128], Right lane) cDNA for 48 hrs and lysed. Equivalent amounts of cell lysates (5 ug per lane) were separated by SDS-PAGE and immunoblotted with anti-FAHD2A. Positive lysates [LY402492] (100ug) and [LC402492] (20ug) can be purchased separately from OriGene.



Anti-FAHD2A mouse monoclonal antibody ([TA500938]) immunofluorescent staining of COS7 cells transiently transfected by pCMV6-ENTRY FAHD2A ([RC211128]).



HEK293T cells transfected with either pCMV6-ENTRY FAHD2A ([RC211128]) (Red) or empty vector control plasmid (Blue) were immunostained with anti-FAHD2A mouse monoclonal ([TA500938]), and then analyzed by flow cytometry.