

Product datasheet for **CF190137**

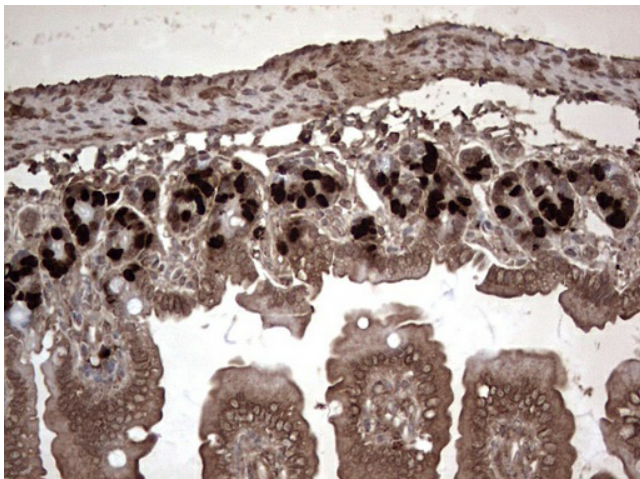
BrdU Rat Monoclonal Antibody [Clone ID: OTI24H9]

Product data:

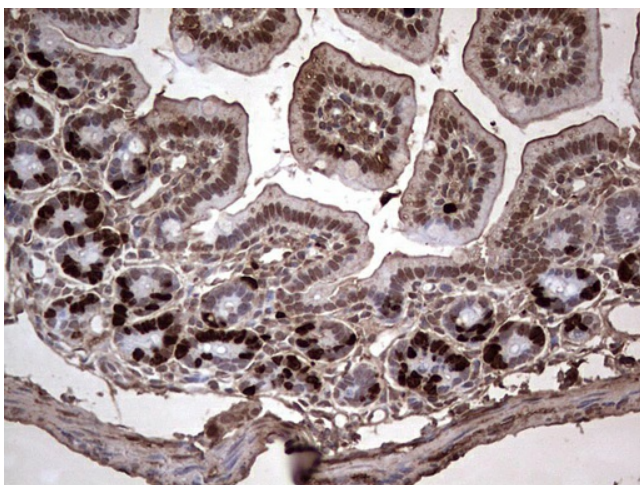
Product Type:	Primary Antibodies
Clone Name:	OTI24H9
Applications:	IHC
Recommended Dilution:	IHC 1:150
Reactivity:	Human
Host:	Rat
Isotype:	IgG2b
Clonality:	Monoclonal
Immunogen:	Bromodeoxyuridine coupled to keyhole limpet hemocyanin (KLH).
Formulation:	Lyophilized powder (original buffer 1X PBS, pH 7.3, 8% trehalose)
Reconstitution Method:	For reconstitution, we recommend adding 100uL distilled water to a final antibody concentration of about 1 mg/mL. To use this carrier-free antibody for conjugation experiment, we strongly recommend performing another round of desalting process. (OriGene recommends Zeba Spin Desalting Columns, 7KMWCO from Thermo Scientific)
Purification:	Purified from mouse ascites fluids or tissue culture supernatant by affinity chromatography (protein A/G)
Conjugation:	Unconjugated
Storage:	Store at -20°C as received.
Stability:	Stable for 12 months from date of receipt.



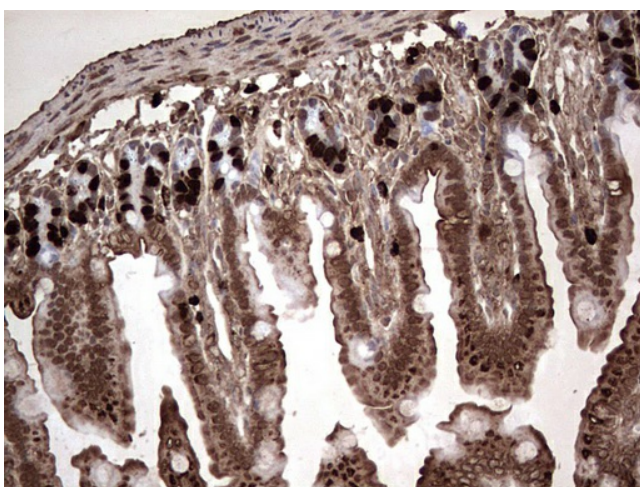
[View online »](#)

Product images:

Immunohistochemical staining of paraffin-embedded colon tissue from BrdU injected mouse using anti-BrdU rat monoclonal antibody ([TA190137]).



Immunohistochemical staining of paraffin-embedded colon tissue from IDU injected mouse using anti-BrdU rat monoclonal antibody ([TA190137]).



Immunohistochemical staining of paraffin-embedded colon tissue from CIDU injected mouse using anti-BrdU rat monoclonal antibody ([TA190137]).