

## Product datasheet for **CD565215**

### Tissue Genomic DNA, Lung

#### Product data:

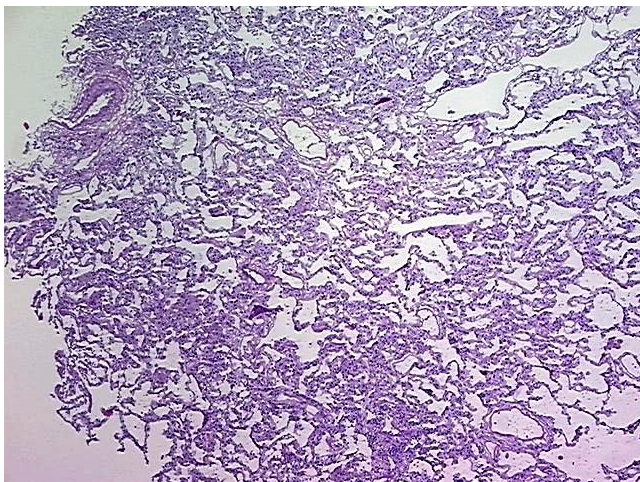
Product Type:	Genomic DNA
Disease State:	Normal
Diagnosis Category:	Normal
Tissue:	Lung
Frozen Sample ID:	FR00026A66
Case ID:	CU0000005389
Prep:	C
Vial ID:	DN0000096B
Tissue of Origin:	Lung
Site of Finding:	Lung
Appearance:	Normal
Sample Diagnosis (from Pathology Verification):	Within normal limits
Normal:	100%
Lesional:	0%
Tumor:	0%
Tumor Hypo/Acellular Stroma:	0%
Tumor Hypercellular Stroma:	0%
Necrosis:	0%
Pathology Verification notes from H&E review:	Non Tumor Structures: 90% Alveoli, 5% Bronchioles, 5% Fibrovascular septa
Bioanalyzer Ratio (28S/18S):	2



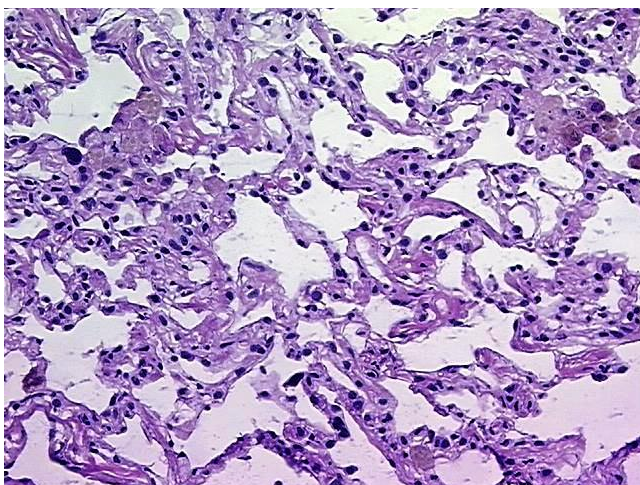
[View online »](#)

CASE Diagnosis (from medical center path report):	Adenocarcinoma of lung
Age:	57
Gender:	Female
Tumor Grade:	Not applicable
Minimum Stage Grouping:	Not applicable
T (Extent of Primary Tumor):	Not applicable
N (Lymph node metastasis):	Not applicable
M (Distant metastasis):	Not applicable
Diagnostic Test Results:	Cytokeratin 7 ~ CK7 ! by IHC,Positive; Cytokeratin 20 ~ CK20 ! by IHC,Negative; Prolactin-induced protein ~ PIP ~ GCDFP15 ! by IHC,Negative; Thyroid transcription factor 1 ~ TTF1 ! by IHC,Positive
Storage:	Store the total DNA -80°C.
Stability:	These products are stable for one year from date of shipping when stored at -80°C without repeated freeze/thaws.


### Product images:



DNA - 4x.



DNA - 20x.



DNA PCR Image