

Product datasheet for **CD565182**

Tissue Genomic DNA, Breast

Product data:

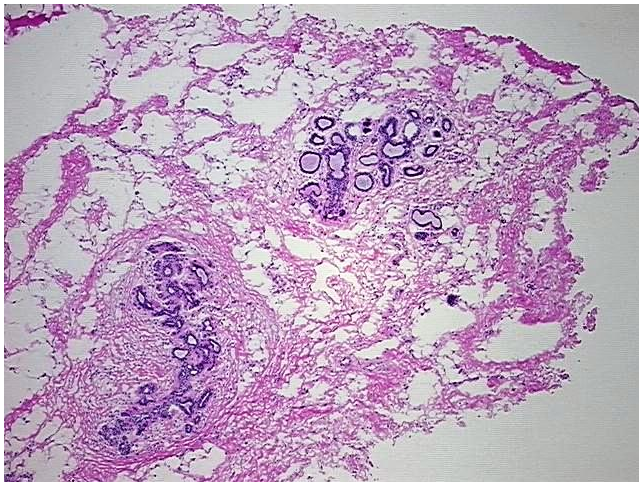
Product Type:	Genomic DNA
Disease State:	Other Disease
Diagnosis Category:	Fibrocystic Breast
Tissue:	Breast
Frozen Sample ID:	FR00019369
Case ID:	CU0000005655
Prep:	D
Vial ID:	DN0000092F
Tissue of Origin:	Breast
Site of Finding:	Breast
Appearance:	Lesional
Sample Diagnosis (from Pathology Verification):	Fibrocystic changes to breast
Normal:	80%
Lesional:	20%
Tumor:	0%
Tumor Hypo/Acellular Stroma:	0%
Tumor Hypercellular Stroma:	0%
Necrosis:	0%
Pathology Verification notes from H&E review:	normal: 25% glandular epithelium, 60% stroma, 15% adipose tissue
Bioanalyzer Ratio (28S/18S):	2.1



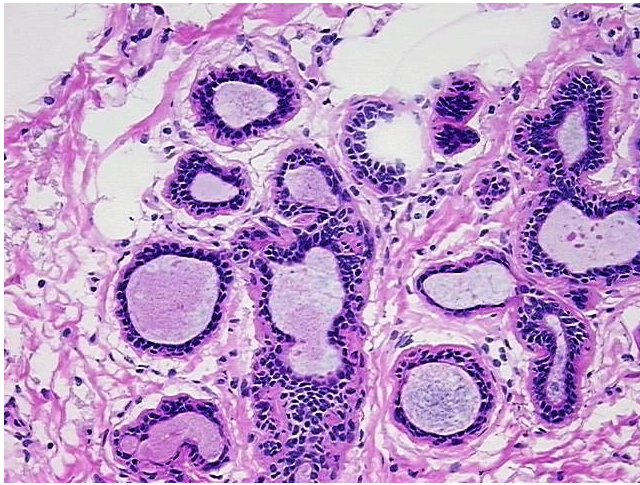
[View online »](#)

CASE Diagnosis (from medical center path report):	Adenocarcinoma of breast, ductal
Age:	57
Gender:	Female
Tumor Grade:	Nottingham G2: 6-7 points Intermediate combined grade (moderately favorable)
Minimum Stage Grouping:	I
T (Extent of Primary Tumor):	T1b
N (Lymph node metastasis):	N0
M (Distant metastasis):	MX
Diagnostic Test Results:	Progesterone receptor ~ PR ! by IHC,Positive, weak; Estrogen receptor ~ ER ! by IHC,Positive; HER2 ~ ERBB2 ~ Neu ! by IHC,Negative; Cytokeratin AE1/AE3 ~ AE1/AE3 ! by IHC,Negative
Storage:	Store the total DNA -80°C.
Stability:	These products are stable for one year from date of shipping when stored at -80°C without repeated freeze/thaws.


Product images:



DNA - 4x.



DNA - 20x.



DNA PCR Image