

## Product datasheet for **CD565167**

### Tissue Genomic DNA, Lymph node

#### Product data:

Product Type:	Genomic DNA
Disease State:	Other Disease
Diagnosis Category:	Hyperplasia
Tissue:	Lymph node
Frozen Sample ID:	FR00016153
Case ID:	CU0000005237
Prep:	A
Vial ID:	DN0000139B
Tissue of Origin:	Lymph node
Site of Finding:	Lymph node
Appearance:	Lesional
Sample Diagnosis (from Pathology Verification):	Follicular hyperplasia of lymph node
Normal:	0%
Lesional:	100%
Tumor:	0%
Tumor Hypo/Acellular Stroma:	0%
Tumor Hypercellular Stroma:	0%
Necrosis:	0%
Pathology Verification notes from H&E review:	40% follicles, 60% inter-follicular zone
Bioanalyzer Ratio (28S/18S):	1.99


[View online »](#)

**CASE Diagnosis (from medical center path report):** Follicular hyperplasia of lymph node

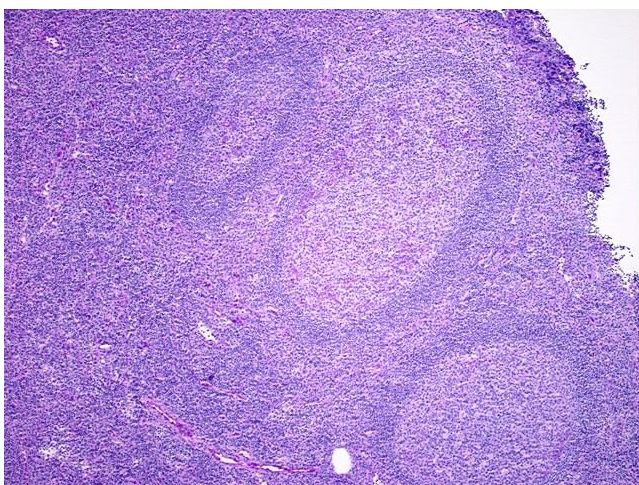
**Age:** 53

**Gender:** Female

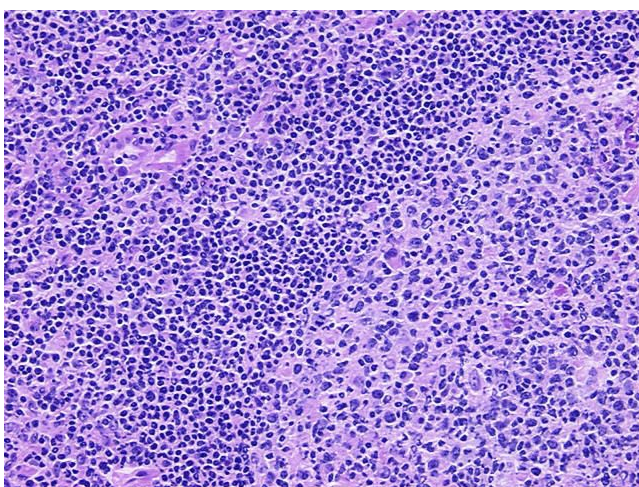
**Storage:** Store the total DNA -80°C.

**Stability:** These products are stable for one year from date of shipping when stored at -80°C without repeated freeze/thaws.

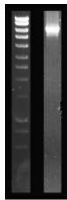
### Product images:



DNA - 4x.



DNA - 20x.



DNA PCR Image